



## 2007 IN REVIEW

DeSEAN JACKSON,  
Wide Receiver/  
Return Specialist



## 2007 SEASON IN REVIEW



**Lavelle Hawkins**



**Worrell Williams**



**Justin Forsett**

**T**he 2007 season certainly had it all. A redemptive opening game win over Tennessee, a heart-pounding, edge of your seat last-second win at Oregon and a No. 2 national ranking six weeks into the season. Then in a blink of an eye the season changed dramatically. Injuries and inconsistent play sent the Golden Bears limping into the Bell Helicopters Armed Forces Bowl in Fort Worth, Texas.

With a team pact to start "a new season" at the bowl game, Cal posted a triumphant 42-36 come-from-behind victory over the Air Force Falcons. Led by backup quarterback Kevin Riley, the Bears stormed back after being down 21-0 with the freshman signal caller completing 16-of-19 passes for 269 yards and three touchdowns (as well as a rushing touchdown in the fourth quarter). He also earned Offensive MVP honors for his performance. The victory also helped seal head coach Jeff Tedford's school-record fourth bowl win.

Ticket sales and national television exposure also justified Cal's mantra of "This is Bear Territory" in 2007. The Bears established a new season ticket sales record of 41,336, while averaging 63,136 fans in six games at Memorial Stadium. And for the first time in program history, every Golden Bear football game was televised. In Tedford's six years at the helm of the Bears, 60 Cal football games have been televised; in the six years prior to his arrival, only 35 Cal games were televised.

The nation's eyes descended upon Berkeley on Sept. 1 when Cal hosted Tennessee on ABC television. A sold-out Memorial Stadium witnessed a memorable 45-31 win for the Golden Bears. Zack Follett, Worrell Williams and DeSean

Jackson provided the fireworks in the victory. Follett leveled Volunteer quarterback Erik Ainge (photo page 98) forcing a fumble that was scooped up by Williams and returned for a touchdown and Jackson sliced and diced his way through Vol defenders for a 77-yard punt return touchdown to spark the win.

That victory propelled Cal to three straight wins and a showdown with No. 11 Oregon in Eugene. With the ESPN GameDay crew on hand, and a raucous environment in Autzen Stadium, the Bears got 161 yards and two touchdowns from Jackson and a huge defensive stop at the goal line from Marcus Ezeff with seconds left to escape with a 31-24 victory.

Suddenly thrust into the national title picture, Cal held the No. 2 ranking entering its bye week – the fourth straight year that Cal has been ranked in the top 10. But as quick as the accolades and praise were coming in, it all quickly evaporated when the Bears suffered a 31-28 setback to Oregon State on Oct. 13 at Memorial Stadium. Two more road losses followed before Cal earned a home win against Washington State. However, three more losses followed to put Cal's record at 6-6 at the end of the regular season – leading to the team coming together for its "new season" beginning with the Armed Forces Bowl.

Individually, Justin Forsett and Alex Mack headlined 12 Golden Bears on the annual Pac-10 all-conference football teams. Both Forsett and Mack collected first-team honors, while wide receivers Jackson and Lavelle Hawkins garnered second-team honors. Freshman running back Jahvid Best earned first-team honors as a special teams player, while Jackson was a sec-

ond-teamer as a punt returner. Zack Follett was also a second-team defensive choice at linebacker. Six Golden Bears were honorable mentions as well: Thomas DeCoud, Brian De La Puente, Anthony Felder, Mike Gibson, Robert Jordan and Craig Stevens.

Forsett finished 2007 with 1,546 yards on the ground (second-most for a season in school history), to go along with a school-record-tying 15 touchdowns. For his career, he racked up 3,220 yards – third-most in program history – and 26 career rushing scores (fourth all-time at Cal) – a remarkable feat considering that 2007 was his first year in the starting tailback role.

A Heisman Trophy candidate all season, Jackson finished his career third all-time in career receiving yards at Cal with 2,423, third in career touchdown receptions (22) and sixth in career receptions (162) while setting school and Pac-10 records for career punt return touchdowns (6).

Jackson's fellow receivers, Robert Jordan and Lavelle Hawkins, were also standouts. Jordan set a school record with catches in 42 straight games while Hawkins finished with team-highs of 72 catches for 872 yards.

Williams and fellow linebacker Felder both recorded over 100 tackles, as did DeCoud, who led the team with 116 takedowns. Follett led the team in sacks for the second year in a row while increasing his career total of forced fumbles to eight.

The final record of 7-6 marked Cal's sixth straight winning season, a first for the program in over 50 years.



## 2007 GOLDEN BEAR HONORS &amp; AWARDS

**ALL-AMERICA****FIRST TEAM**

DeSean Jackson, AP ..... AFCA  
 Alex Mack, C ..... *Sporting News*

**RIMINGTON TROPHY  
FINALIST**

Alex Mack, C

**ALL-PAC-10****FIRST TEAM**

Jahvid Best, ST  
 Justin Forsett, RB  
 Alex Mack, C

**SECOND TEAM**

Zack Follett, LB  
 Lavelle Hawkins, WR  
 DeSean Jackson, WR  
 DeSean Jackson, PR

**HONORABLE MENTION**

Thomas DeCoud, S  
 Brian De La Puente, OL  
 Anthony Felder, LB  
 Mike Gibson, OL  
 Robert Jordan, WR  
 Craig Stevens, TE

**AFCA****GOOD WORKS TEAM**


Tom Schneider, K

**ESPN THE MAGAZINE  
ACADEMIC  
ALL-DISTRICT**

Alex Mack, OL



DeSean Jackson



Alex Mack

**NFF HAMPSHIRE  
HONOR SOCIETY  
SCHOLAR ATHLETE**

John Allen, DE  
 Greg Van Hoesen, LB

**PAC-10  
ALL-ACADEMIC TEAM****FIRST TEAM**

Alex Mack, C

**SECOND TEAM**

John Allen, DL  
 Justin Forsett, RB  
 Greg Van Hoesen, LB

**HONORABLE MENTION**


Cody Jones, DT  
 Jordan Kay, PK  
 Shea McIntyre, LB  
 Michael Mohamed, LB  
 Noris Malele, OL  
 Will Ta'ufo'ou, FB  
 Bryan Van Meter, H

**PAC-10 PLAYER  
OF THE WEEK**

DeSean Jackson (special teams), 9/1  
 Thomas DeCoud (defense), 9/22  
 DeSean Jackson (offense), 9/29

**WALTER CAMP  
NATIONAL PLAYER  
OF THE WEEK**

DeSean Jackson (offense), 9/29



Chris Conte

**FRESHMAN  
ALL-AMERICAN**

Chris Conte, HM ..... *Sporting News*  
 Chris Conte, HM ..... *Scout.com*  
 Derrick Hill, HM ..... *Scout.com*  
 Cameron Jordan, HM ..... *Scout.com*

**PAC-10  
ALL-FRESHMAN TEAM**

Jahvid Best, KR ..... *Sporting News*  
 Chris Conte, CB ..... *Sporting News*  
 Cameron Jordan, DE ..... *Sporting News*  
 Mike Mohamed, LB ..... *Sporting News*

**AWARDS  
SEMIFINALISTS**

DeSean Jackson, WR ..... Biletnikoff Award  
 Andrew Larson, P ..... Ray Guy Award  
 Alex Mack, OL ..... Rotary Lombardi Award



Thomas DeCoud

## 2007 STATISTICS

## 2007 FINAL RESULTS

Date	Opponent	W/L	Score	Overall Record	Pac-10 Record	Time	Attend.
9-1	TENNESSEE (15/15)	W	45-31	1-0	0-0	3:44	72516
9-8	at Colorado State	W	34-28	2-0	0-0	3:04	27805
9-15	LOUISIANA TECH	W	42-12	3-0	0-0	3:14	58057
9-22	ARIZONA*	W	45-27	4-0	1-0	3:30	56021
9-29	at Oregon* (11/12)	W	31-24	5-0	2-0	3:30	59273
10-13	OREGON ST.*	L	28-31	5-1	2-1	3:30	63995
10-20	at UCLA*	L	21-30	5-2	2-2	3:29	83494
10-27	at Arizona St.* (7/7)	L	20-31	5-3	2-3	3:41	71706
11-3	WASH. ST.*	W	20-17	6-3	3-3	3:14	55711
11-10	USC* (12/15)	L	17-24	6-4	3-4	3:25	72516
11-17	at Washington*	L	23-37	6-5	3-5	3:27	60005
12-1	at Stanford*	L	13-20	6-6	3-6	3:22	49209
12-31	v. Air Force\$	W	42-36	7-6	3-6	3:32	40905

\* - Pac-10 game (x/x) - Opponent's AP/USA Today Ranking at time of game \$ - Bell Helicopters Armed Forces Bowl, Fort Worth, Texas

## TEAM STATISTICS

	CAL	OPP
SCORING .....	381	348
Points Per Game .....	29.3	26.8
FIRST DOWNS .....	271	273
Rushing .....	117	120
Passing .....	140	131
Penalty .....	14	22
RUSHING YARDAGE .....	2154	2138
Yards gained rushing .....	2377	2450
Yards lost rushing .....	223	312
Rushing Attempts .....	441	532
Average Per Rush .....	4.9	4.0
Average Per Game .....	165.7	164.5
TDs Rushing .....	23	22
PASSING YARDAGE .....	3143	2787
Att-Comp-Int .....	443-266-14	444-269-10
Average Per Pass .....	7.1	6.3
Average Per Catch .....	11.8	10.4
Average Per Game .....	241.8	214.4
TDs Passing .....	21	17
TOTAL OFFENSE .....	5297	4925
Total Plays .....	884	976
Average Per Play .....	6.0	5.0
Average Per Game .....	407.5	378.8
KICK RETURNS: #-YARDS .....	66-1432	66-1450
PUNT RETURNS: #-YARDS .....	18-159	21-113
INT RETURNS: #-YARDS .....	10-144	14-164
KICK RETURN AVERAGE .....	21.7	22.0
PUNT RETURN AVERAGE .....	8.8	5.4
INT RETURN AVERAGE .....	14.4	11.7
FUMBLES-LOST .....	21-13	22-14
PENALTIES-YARDS .....	93-809	82-631
Average Per Game .....	62.2	48.5
PUNTS-YARDS .....	61-2505	68-2660
Average Per Punt .....	41.1	39.1
Net punt average .....	37.6	35.3
TIME OF POSSESSION/GAME .....	28:55	31:05
3RD-DOWN CONVERSIONS .....	79/176	77/201
3rd-Down Pct .....	45%	38%
4TH-DOWN CONVERSIONS .....	5/10	13/19
4th-Down Pct .....	50%	68%
SACKS BY-YARDS .....	22-165	11-63
MISC YARDS .....	6	0
TOUCHDOWNS SCORED .....	49	40
FIELD GOALS-ATTEMPTS .....	13-20	23-25
ON-SIDE KICKS .....	0-1	1-3
RED-ZONE SCORES .....	40-51 78%	51-63 81%
RED-ZONE TOUCHDOWNS .....	32-51 63%	34-63 54%
PAT-ATTEMPTS .....	48-48 100%	35-36 97%
ATTENDANCE .....	378816	351492
Games/Avg Per Game .....	6/63136	6/58582
Neutral Site Games .....	1/40905	

## SCORE BY QUARTERS

	1st	2nd	3rd	4th	OT	Total
California	103	119	65	94	-	381
Opponents	69	108	79	92	-	348



Zack Follett's vicious hit of Tennessee quarterback Erik Ainge led to a fumble which was returned for a touchdown by Worrell Williams.



Thomas DeCoud matched Follett's hit by leveling Arizona's Willie Tuitama and setting up a Tyson Alualu fumble recovery touchdown.

## CALIFORNIA OVERALL INDIVIDUAL STATISTICS

<b>RUSHING</b>	<b>GP</b>	<b>Att</b>	<b>Gain</b>	<b>Loss</b>	<b>Net</b>	<b>Avg</b>	<b>TD</b>	<b>Long</b>	<b>Avg/G</b>
FORSETT, Justin	13	305	1626	80	1546	5.1	15	58	118.9
BEST, Jahvid	10	29	243	22	221	7.6	2	64	22.1
MONTGOMERY, J.	13	36	190	19	171	4.8	2	20	13.2
JACKSON, DeSean	12	11	139	7	132	12.0	1	73	11.0
HAWKINS, L.	13	7	60	0	60	8.6	0	26	4.6
TA'UFO'OU, W.	11	9	52	0	52	5.8	0	14	4.7
SMITH, Zack	9	3	23	0	23	7.7	0	15	2.6
RILEY, Kevin	4	11	22	16	6	0.5	2	11	1.5
JORDAN, Robert	12	1	4	0	4	4.0	0	4	0.3
JONES, Brandon	12	1	3	0	3	3.0	0	3	0.2
TEAM	10	9	0	20	-20	-2.2	0	0	-2.0
LONGSHORE, Nate	12	19	15	59	-44	-2.3	1	6	-3.7
<b>Total.....</b>	<b>13</b>	<b>441</b>	<b>2377</b>	<b>223</b>	<b>2154</b>	<b>4.9</b>	<b>23</b>	<b>73</b>	<b>165.7</b>
<b>Opponents.....</b>	<b>13</b>	<b>532</b>	<b>2450</b>	<b>312</b>	<b>2138</b>	<b>4.0</b>	<b>22</b>	<b>64</b>	<b>164.5</b>

<b>PASSING</b>	<b>G</b>	<b>Effc</b>	<b>Cmp-Att-Int</b>	<b>Pct</b>	<b>Yds</b>	<b>TD</b>	<b>Lng</b>	<b>Avg/G</b>
LONGSHORE, Nate	12	123.31	230-384-13	59.9	2580	16	49	215.0
RILEY, Kevin	4	174.63	36-56-1	64.3	563	5	64	140.8
TEAM	10	0.00	0-3-0	0.0	0	0	0	0.0
<b>Total.....</b>	<b>13</b>	<b>128.96</b>	<b>266-443-14</b>	<b>60.0</b>	<b>3143</b>	<b>21</b>	<b>64</b>	<b>241.8</b>
<b>Opponents.....</b>	<b>13</b>	<b>121.44</b>	<b>269-444-10</b>	<b>60.6</b>	<b>2787</b>	<b>17</b>	<b>66</b>	<b>214.4</b>

<b>RECEIVING</b>	<b>G</b>	<b>No.</b>	<b>Yds</b>	<b>Avg</b>	<b>TD</b>	<b>Long</b>	<b>Avg/G</b>
HAWKINS, L.	13	72	872	12.1	6	64	67.1
JACKSON, DeSean	12	65	762	11.7	6	44	63.5
JORDAN, Robert	12	47	689	14.7	3	52	57.4
FORSETT, Justin	13	22	202	9.2	0	49	15.5
STEVENS, Craig	13	17	204	12.0	3	23	15.7
MORRAH, Cameron	12	13	155	11.9	1	49	12.9
BEST, Jahvid	10	13	74	5.7	1	16	7.4
TA'UFO'OU, W.	11	4	48	12.0	0	17	4.4
MONTGOMERY, J.	13	4	48	12.0	1	24	3.7
CUNNINGHAM, L.	13	4	33	8.2	0	16	2.5
ARTHUR, Julian	11	3	25	8.3	0	11	2.3
YOUNG, Sean	3	1	19	19.0	0	19	6.3
SMITH, Zack	9	1	12	12.0	0	12	1.3
<b>Total.....</b>	<b>13</b>	<b>266</b>	<b>3143</b>	<b>11.8</b>	<b>21</b>	<b>64</b>	<b>241.8</b>
<b>Opponents.....</b>	<b>13</b>	<b>269</b>	<b>2787</b>	<b>10.4</b>	<b>17</b>	<b>66</b>	<b>214.4</b>

<b>INTERCEPTIONS</b>	<b>No.</b>	<b>Yds</b>	<b>Avg</b>	<b>TD</b>	<b>Long</b>
HAMPTON, B.	2	62	31.0	0	37
ALUALU, Tyson	1	8	8.0	0	8
THOMPSON, S.	1	38	38.0	0	38
FELDER, Anthony	1	0	0.0	0	0
PEELE, Robert	1	6	6.0	0	6
HICKS, Bernard	1	0	0.0	0	0
HILL, Derrick	1	3	3.0	0	3
DeCOUD, Thomas	1	0	0.0	0	0
MOYE, Justin	1	27	27.0	0	27
<b>Total.....</b>	<b>10</b>	<b>144</b>	<b>14.4</b>	<b>0</b>	<b>38</b>
<b>Opponents.....</b>	<b>14</b>	<b>164</b>	<b>11.7</b>	<b>1</b>	<b>76</b>

<b>KICK RETURNS</b>	<b>No.</b>	<b>Yds</b>	<b>Avg</b>	<b>TD</b>	<b>Long</b>
HAWKINS, L.	42	922	22.0	1	90
BEST, Jahvid	15	405	27.0	0	54
HOLLEY, Brian	2	37	18.5	0	28
JORDAN, Cameron	2	4	2.0	0	4
HAMPTON, B.	1	29	29.0	0	29
MONTGOMERY, J.	1	19	19.0	0	19
TEAM	1	5	5.0	0	0
VAN HOESSEN, G.	1	7	7.0	0	7
RUSSI, Matt	1	4	4.0	0	4
<b>Total.....</b>	<b>66</b>	<b>1432</b>	<b>21.7</b>	<b>1</b>	<b>90</b>
<b>Opponents.....</b>	<b>66</b>	<b>1450</b>	<b>22.0</b>	<b>0</b>	<b>68</b>

<b>PUNT RETURNS</b>	<b>No.</b>	<b>Yds</b>	<b>Avg</b>	<b>TD</b>	<b>Long</b>
JACKSON, DeSean	12	129	10.8	1	77
HAMPTON, B.	4	4	1.0	0	4
JORDAN, Robert	2	26	13.0	0	25
<b>Total.....</b>	<b>18</b>	<b>159</b>	<b>8.8</b>	<b>1</b>	<b>77</b>
<b>Opponents.....</b>	<b>21</b>	<b>113</b>	<b>5.4</b>	<b>0</b>	<b>62</b>



Lavelle Hawkins opened the Louisiana Tech game with a 90-yard kickoff return for a touchdown.



<b>FUMBLE RETURNS</b>	<b>No.</b>	<b>Yds</b>	<b>Avg</b>	<b>TD</b>	<b>Long</b>
ALUALU, Tyson	1	4	4.0	1	4
JORDAN, Cameron	1	13	13.0	1	13
WILLIAMS, W.	1	44	44.0	1	44
<b>Total.....</b>	<b>3</b>	<b>61</b>	<b>20.3</b>	<b>3</b>	<b>44</b>
<b>Opponents.....</b>	<b>0</b>	<b>0</b>	<b>0.0</b>	<b>0</b>	<b>0</b>

<b>SCORING</b>									
<b>— PATs —</b>									
	<b>TD</b>	<b>FGs</b>	<b>Kick</b>	<b>Rush</b>	<b>Rcv</b>	<b>Pass</b>	<b>DXP</b>	<b>Saf</b>	<b>Pts</b>
FORSETT, Justin	15	0-0	0-0	0-0	0	0-0	0	0	90
KAY, Jordan	0	13-20	48-48	0-1	0	0-0	0	0	87
JACKSON, DeSean	8	0-0	0-0	0-0	0	0-0	0	0	48
HAWKINS, L.	7	0-0	0-0	0-0	0	0-0	0	0	42
JORDAN, Robert	3	0-0	0-0	0-0	0	0-0	0	0	18
BEST, Jahvid	3	0-0	0-0	0-0	0	0-0	0	0	18
MONTGOMERY, J.	3	0-0	0-0	0-0	0	0-0	0	0	18
STEVENS, Craig	3	0-0	0-0	0-0	0	0-0	0	0	18
RILEY, Kevin	2	0-0	0-0	0-0	0	0-0	0	0	12
LONGSHORE, Nate	1	0-0	0-0	0-0	0	0-0	0	0	6
MORRAH, Cameron	1	0-0	0-0	0-0	0	0-0	0	0	6
WILLIAMS, W.	1	0-0	0-0	0-0	0	0-0	0	0	6
JORDAN, Cameron	1	0-0	0-0	0-0	0	0-0	0	0	6
ALUALU, Tyson	1	0-0	0-0	0-0	0	0-0	0	0	6
<b>Total.....</b>	<b>49</b>	<b>13-20</b>	<b>48-48</b>	<b>0-1</b>	<b>0</b>	<b>0-0</b>	<b>0</b>	<b>0</b>	<b>381</b>
<b>Opponents.....</b>	<b>40</b>	<b>23-25</b>	<b>35-36</b>	<b>0-2</b>	<b>2</b>	<b>2-2</b>	<b>0</b>	<b>0</b>	<b>348</b>

<b>TOTAL OFFENSE</b>	<b>G</b>	<b>Plays</b>	<b>Rush</b>	<b>Pass</b>	<b>Total</b>	<b>Avg/G</b>
LONGSHORE, Nate	12	403	-44	2580	2536	211.3
FORSETT, Justin	13	305	1546	0	1546	118.9
RILEY, Kevin	4	67	6	563	569	142.2
BEST, Jahvid	10	29	221	0	221	22.1
MONTGOMERY, J.	13	36	171	0	171	13.2
JACKSON, DeSean	12	11	132	0	132	11.0
HAWKINS, L.	13	7	60	0	60	4.6
TA'UFO'OU, W.	11	9	52	0	52	4.7
SMITH, Zack	9	3	23	0	23	2.6
JORDAN, Robert	12	1	4	0	4	0.3
JONES, Brandon	12	1	3	0	3	0.2
TEAM	10	12	-20	0	-20	-2.0
<b>Total.....</b>	<b>13</b>	<b>884</b>	<b>2154</b>	<b>3143</b>	<b>5297</b>	<b>407.5</b>
<b>Opponents.....</b>	<b>13</b>	<b>976</b>	<b>2138</b>	<b>2787</b>	<b>4925</b>	<b>378.8</b>

<b>FG SEQUENCE</b>	<b>California</b>	<b>OPPONENTS</b>
Tennessee	(27)	(41)
Colorado State	(47),(41)	-
Louisiana Tech	40	37
Arizona	38,(42)	(31),(32)
Oregon	(34),33	(32)
Oregon State	49	(22),(52),(33)
UCLA	44	(32),(28),(27)
Arizona State	44,(41),(22)	(47)
Washington St.	(24),(32)	(42),(29),(35)
USC	(23)	(28)
Washington	(21)	(45),(29),19
Stanford	(27),38,(42)	(36),(38),25
Air Force	-	(29),(19),(47)

Numbers in (parentheses) indicate field goal was made.

<b>FIELD GOALS</b>	<b>FGM-A</b>	<b>Pct</b>	<b>01-19</b>	<b>20-29</b>	<b>30-39</b>	<b>40-49</b>	<b>50-99</b>	<b>Lg</b>	<b>Blk</b>
KAY, Jordan	13-20	65.0	0-0	6-6	2-5	5-9	0-0	47	1
<b>Opponents</b>	<b>23-25</b>	<b>92.0</b>	<b>2-2</b>	<b>7-8</b>	<b>8-9</b>	<b>5-5</b>	<b>1-1</b>	<b>52</b>	<b>0</b>

<b>PUNTING</b>	<b>No.</b>	<b>Yds</b>	<b>Avg</b>	<b>Long</b>	<b>TB</b>	<b>FC</b>	<b>I20</b>	<b>Blkd</b>
LARSON, Andrew	61	2505	41.1	73	5	9	21	0
<b>Opponents.....</b>	<b>68</b>	<b>2660</b>	<b>39.1</b>	<b>58</b>	<b>5</b>	<b>14</b>	<b>20</b>	<b>0</b>

<b>KICKOFFS</b>	<b>No.</b>	<b>Yds</b>	<b>Avg</b>	<b>TB</b>	<b>OB</b>	<b>Retn</b>	<b>Net</b>	<b>YdLn</b>
LARSON, Andrew	72	4216	58.6	4	3			
KAY, Jordan	3	170	56.7	0	0			
<b>Total.....</b>	<b>75</b>	<b>4386</b>	<b>58.5</b>	<b>4</b>	<b>3</b>	<b>1450</b>	<b>38.1</b>	<b>31</b>
<b>Opponents.....</b>	<b>72</b>	<b>4175</b>	<b>58.0</b>	<b>2</b>	<b>1</b>	<b>1432</b>	<b>37.5</b>	<b>32</b>




Tyson Alualu scoops up a fumble and dives for the end zone against Arizona, one of a nation-leading three fumble recovery touchdowns for the Bears in 2007.



Jordan Kay boots a career-long 47-yard field goal at the end of the first half against Colorado State.

ALL PURPOSE	G	Rush	Rec	PR	KOR	IR	Tot	Avg/G
HAWKINS, L.	13	60	872	0	922	0	1854	142.6
FORSETT, Justin	13	1546	202	0	0	0	1748	134.5
JACKSON, DeSean	12	132	762	129	0	0	1023	85.2
JORDAN, Robert	12	4	689	26	0	0	719	59.9
BEST, Jahvid	10	221	74	0	405	0	700	70.0
MONTGOMERY, J.	13	171	48	0	19	0	238	18.3
STEVENS, Craig	13	0	204	0	0	0	204	15.7
MORRAH, Cameron	12	0	155	0	0	0	155	12.9
TA'UFO'OU, W.	11	52	48	0	0	0	100	9.1
HAMPTON, B.	13	0	0	4	29	62	95	7.3
THOMPSON, S.	13	0	0	0	0	38	38	2.9
HOLLEY, Brian	12	0	0	0	37	0	37	3.1
SMITH, Zack	9	23	12	0	0	0	35	3.9
CUNNINGHAM, L.	13	0	33	0	0	0	33	2.5
MOYE, Justin	13	0	0	0	0	27	27	2.1
ARTHUR, Julian	11	0	25	0	0	0	25	2.3
YOUNG, Sean	3	0	19	0	0	0	19	6.3
ALUALU, Tyson	13	0	0	0	0	8	8	0.6
VAN HOESEN, G.	12	0	0	0	7	0	7	0.6
RILEY, Kevin	4	6	0	0	0	0	6	1.5
PEELE, Robert	5	0	0	0	0	6	6	1.2
JORDAN, Cameron	13	0	0	0	4	0	4	0.3
RUSSI, Matt	10	0	0	0	4	0	4	0.4
HILL, Derrick	11	0	0	0	0	3	3	0.3
JONES, Brandon	12	3	0	0	0	0	3	0.2
TEAM	10	-20	0	0	5	0	-15	-1.5
LONGSHORE, Nate	12	-44	0	0	0	0	-44	-3.7
<b>Total.....</b>	<b>13</b>	<b>2154</b>	<b>3143</b>	<b>159</b>	<b>1432</b>	<b>144</b>	<b>7032</b>	<b>540.9</b>
<b>Opponents.....</b>	<b>13</b>	<b>2138</b>	<b>2787</b>	<b>113</b>	<b>1450</b>	<b>164</b>	<b>6652</b>	<b>511.7</b>



Freshman Jahvid Best averaged 12.3 yards per touch in his debut season.

#### DEFENSIVE STATISTICS

No	Defensive Leaders	GP	Solo	Asst	Total	TFL/Yds	No-Yards	Int-Yds	BrUp	QBH	Rcv-Yds	FF	Kick	Saf
4	DeCOUD, Thomas	13	71	45	116	3.0-18	1.0-12	1-0	4	.	1-0	2	.	.
1	WILLIAMS, W.	13	57	48	105	8.5-45	1.0-4	.	2	.	1-44	3	.	.
15	FELDER, Anthony	13	50	51	101	3.5-14	2.0-9	1-0	1	1	.	1	.	.
5	THOMPSON, S.	13	55	23	78	6.0-24	.	1-38	10	.	.	1	.	.
56	FOLLETT, Zack	11	39	25	64	12.5-59	5.5-39	.	6	3	1-0	2	.	.
3	HAMPTON, B.	13	40	14	54	2.0-9	.	2-62	5	.	1-0	1	.	.
44	ALUALU, Tyson	13	23	29	52	3.5-20	2.5-17	1-8	1	4	4-4	.	1	.
16	MOYE, Justin	13	26	22	48	2.0-20	1.0-15	1-27	.	.	.	.	.	.
29	EZEFF, Marcus	9	33	14	47	2.0-8	0.5-4	.	1	.	.	1	.	.
18	MOHAMED, M.	13	30	16	46	1.0-1	.	.	3	1	.	.	.	.
2	HICKS, Bernard	13	22	18	40	2.5-7	.	1-0	4	.	.	.	.	.
98	KANE, Mika	11	11	25	36	2.0-2	.	.	.	1	.	.	.	.
17	CONTE, Chris	13	20	12	32	1.0-3	.	.	.	.	1-0	.	.	.
76	HILL, Derrick	11	10	14	24	2.0-11	1.0-9	1-3	1	1	.	.	.	.
91	JONES, Cody	13	11	11	22	5.0-30	2.0-14	.	.	1	.	.	.	.
55	VAN HOESEN, G.	12	6	13	19	.	.	.	.	.	.	.	.	.
97	JORDAN, Cameron	13	7	11	18	1.0-5	1.0-5	.	.	3	1-13	.	.	.
94	DAVIS, Rulon	6	9	7	16	3.0-20	1.5-17	.	1	1	.	1	.	.
69	MALELE, Matthew	9	3	13	16	1.5-6	1.5-6	.	.	1	.	.	.	.
93	ALLEN, John	13	7	7	14	.	.	.	.	2	1-0	.	.	.
92	SMITH, Tad	13	4	9	13	2.0-7	0.5-3	.	.	3	1-0	.	.	.
4	BEST, Jahvid	10	8	4	12	.	.	.	.	.	1-0	.	.	.
9	YOUNG, Eddie	13	7	5	12	1.0-11	1.0-11	.	1	.	.	1	.	.
23	JONES, Brandon	12	6	3	9	.	.	.	.	.	.	.	.	.
25	JOHNSON, Brett	12	6	2	8	.	.	.	.	.	.	.	.	.
27	AMADI, Charles	5	3	4	7	.	.	.	.	.	.	.	.	.
3C	RUSSI, Matt	10	3	3	6	.	.	.	.	.	.	.	.	.
7	PEELE, Robert	5	2	3	5	.	.	1-6	1	.	.	.	.	.
11	LARSON, Andrew	13	3	.	3	.	.	.	.	.	.	.	.	.
42	McINTYRE, Shea	13	1	1	2	.	.	.	.	.	.	.	.	.
6	DOXY, Gary	7	2	.	2	.	.	.	.	.	.	.	.	.
22	SLOCUM, Tracy	7	1	1	2	.	.	.	.	.	.	.	.	.
33	HOLLEY, Brian	12	.	2	2	.	.	.	.	.	.	.	.	.
21	MONTGOMERY, J.	13	2	.	2	.	.	.	.	.	.	.	.	.
1	JACKSON, DeSean	12	2	.	2	.	.	.	.	.	.	.	.	.
7	HAWKINS, L.	13	2	.	2	.	.	.	.	.	.	.	.	.
77	COSTANZO, M.	3	1	.	1	.	.	.	.	.	.	.	.	.
TM	TEAM	10	1	.	1	1.0-2	.	.	.	.	1-0	.	.	.
20	FORSETT, Justin	13	1	.	1	.	.	.	.	.	.	.	.	.
27	SMITH, Zack	9	1	.	1	.	.	.	.	.	.	.	.	.
51	MACK, Alex	13	1	.	1	.	.	.	.	.	.	.	.	.
	<b>Total.....</b>	<b>13</b>	<b>587</b>	<b>455</b>	<b>1042</b>	<b>66-322</b>	<b>22-165</b>	<b>10-144</b>	<b>41</b>	<b>22</b>	<b>14-61</b>	<b>13</b>	<b>1</b>	<b>1</b>
	<b>Opponents.....</b>	<b>13</b>	<b>499</b>	<b>413</b>	<b>912</b>	<b>70.0-201</b>	<b>11-63</b>	<b>14-164</b>	<b>41</b>	<b>16</b>	<b>13-0</b>	<b>11</b>	<b>1</b>	<b>1</b>

**DID YOU KNOW?** Junior cornerback Syd'Quan Thompson has started all 26 games over the last two years.

## TEAM GAME-BY-GAME STATISTICS

		First Downs		Rushing	Passing			Total Off.	Punts	Fum.	Penalties	3rd	Time of
Game	Score	Tot	Ru-Pa-Pe	No-Yds-TD	C-A-I	Yds	TD	Pl-Yds	No-Avg	F/L	No-Yds	Dns	Poss
Tennessee	31	20	6-12-2	27-111-1	32-47-0	271	3	74-382	6-40.8	2/1	3-25	6-of-14	30:14
Cal	45	23	12-10-1	37-230-2	19-28-0	241	2	65-471	5-43.6	2/1	7-52	6-of-13	29:46
Cal	34	14	9-5-0	31-245-4	19-29-0	146	0	60-391	6-42.5	1/0	6-49	7-of-14	27:19
Colo. St.	28	22	9-12-1	42-157-3	21-30-2	301	1	72-458	5-37.0	1/1	4-28	6-of-13	32:41
La. Tech	12	18	8-9-1	38-121-0	19-33-2	153	2	71-274	7-40.9	1/1	10-81	4-of-15	28:02
Cal	42	25	11-12-2	36-217-3	22-36-1	230	2	72-447	4-36.8	2/0	8-65	5-of-12	31:58
Arizona	27	22	6-13-3	20-21-2	42-62-2	309	1	82-330	3-38.0	2/2	8-73	5-of-17	33:10
Cal	45	22	11-10-1	38-186-4	16-30-1	235	1	68-421	3-45.3	1/1	14-121	6-of-11	26:50
Cal	31	21	6-15-0	33-115-2	28-43-0	285	2	76-400	7-38.1	0/0	5-45	7-of-16	33:25
Oregon	24	27	11-15-1	39-191-2	31-44-2	306	1	83-497	5-38.8	2/2	4-35	8-of-15	26:35
Oregon St.	31	17	8-7-2	42-153-3	18-33-0	186	0	75-339	7-38.3	1/1	7-61	4-of-16	33:13
Cal	28	23	10-10-3	39-184-2	20-37-1	294	2	76-478	4-55.8	2/2	6-60	7-of-15	26:47
Cal	21	19	5-11-3	30-67-0	22-34-3	232	3	64-299	5-34.4	3/1	8-57	7-of-15	30:54
UCLA	30	22	10-10-2	45-183-0	19-28-0	190	2	73-373	4-39.0	4/2	8-71	7-of-15	29:06
Cal	20	18	5-12-1	25-84-0	18-36-2	275	1	61-359	5-44.8	0/0	11-78	3-of-11	22:30
Arizona St.	31	25	10-12-3	53-144-3	17-29-0	219	1	82-363	5-42.0	1/1	8-60	9-of-19	37:30
Wash. St.	17	17	2-14-1	22-52-0	22-46-1	306	1	68-358	6-43.8	2/0	5-28	4-of-16	22:33
Cal	20	22	9-13-0	42-169-2	26-39-1	213	0	81-382	4-36.5	2/2	3-35	12-of-19	37:27
USC	24	19	11-7-1	48-239-2	11-20-0	129	1	68-368	6-34.0	4/2	8-40	7-of-14	30:19
Cal	17	25	14-9-2	45-200-1	13-29-2	199	1	74-399	7-35.4	2/1	6-50	4-of-13	29:41
Cal	23	16	8-8-0	27-147-0	20-28-1	236	3	55-383	4-46.8	3/2	6-54	4-of-11	26:18
Washington	37	20	16-4-0	56-360-3	7-19-0	108	1	75-442	5-41.4	1/0	7-55	6-of-15	33:42
Cal	13	17	6-11-0	24-108-0	22-47-2	252	1	71-360	6-39.8	1/1	10-118	5-of-17	28:02
Stanford	20	20	5-11-4	39-120-0	21-33-1	196	2	72-316	6-33.8	1/1	5-30	6-of-16	31:58
Cal	42	26	11-14-1	34-202-3	21-27-0	305	3	61-507	1-43.0	2/2	3-25	7-of-9	24:53
Air Force	36	24	18-5-1	61-312-3	9-20-0	113	1	81-425	3-41.7	0/0	5-44	5-of-16	35:07

## RED ZONE STATISTICS

	Times In RZ	Times Scored	Total Pts	TDs	Rush TDs	Pass TDs	FGs Made	Failed to score inside RZ				
								FGA	Downs	Int	Fumb	Half Game
California	51	40	247	32	18	14	8	3	1	2	3	2 0
40 of 51 (78.4%)												
Opponents	63	51	288	34	21	13	17	2	2	3	2	3 0
51 of 63 (81.0%)												

## TURNOVER STATISTICS

	Total			Points Scored Off Turnovers		
	TO's	INT	Fumb	Total	TD	FG
California	27	14	13	56	8	0
Opponents	23	10	13	71	8	5

Cal Turnover Ratio: -1.2

*Freshman Chris Conte (#17) pounced on a loose ball near the goal line to help the Bears stop a USC drive in their classic matchup in November.*



**DID YOU KNOW?** The 1921 Wonder Team went 9-1 and won the PCC Championship.



## RUSHING

Att-Yds, TD	#20 Forsett	#4 Best	#1 Jackson	#23 Ta'ufo'ou	#21 Montgom	#9 Longshore	#27 Smith
Tennessee	26-156-1	4-46-0	1-21-0	2-14-0	0-0-0	3-(-4)-1	0-0-0
Colorado State	13-59-1	2-73-1	2-78-1	1-3-0	9-43-1	2-(-4)-0	0-0-0
La. Tech	23-152-3	3-27-0	1-6-0	2-11-0	2-21-0	2-(-8)-0	1-15-0
Arizona	23-117-2	4-15-1	0-0-0	2-18-0	8-38-1	0-0-0	0-0-0
Oregon	23-101-2	3-6-0	1-(-4)-0	dnp-inj	1-6-0	3-2-0	1-6-0
Oregon State	28-150-1	1-11-0	1-8-0	1-1-0	3-18-0	dnp-inj	0-0-0
UCLA	25-76-0	3-(-6)-0	2-(-3)-0	0-0-0	0-0-0	0-0-0	0-0-0
Arizona State	17-62-0	3-13-0	1-5-0	dnp-inj	1-(-5)-0	0-0-0	1-2-0
Washington State	32-132-2	3-18-0	2-21-0	0-0-0	1-0-0	3-(-1)-0	0-0-0
USC	31-164-1	3-18-0	0-0-0	2-8-0	2-5-0	4-(-14)-0	0-0-0
Washington	22-141-0	dnp-inj	0-0-0	0-0-0	3-3-0	0-0-0	0-0-0
Stanford	19-96-0	dnp-inj	dnp-inj	0-0-0	2-1-0	2-(-15)-0	dnp-inj
Air Force	23-140-2	dnp-inj	0-0-0	0-0-0	4-41-0	0-0-0	dnp-inj

## RECEIVING (WRs)

Att-Yds, TD	#1 Jackson	#7 Hawkins	#2 Jordan	#88 Young	#85 Cunningham
Tennessee	4-45-0	7-90-1	2-14-1	dnp	0-0-0
Colorado State	5-39-0	5-43-0	2-9-0	0-0-0	1-2-0
La. Tech	5-28-0	7-87-0	5-47-0	1-19-0	0-0-0
Arizona	3-43-0	6-95-1	3-43-0	0-0-0	0-0-0
Oregon	11-161-2	2-27-0	5-33-0	dnp-inj	0-0-0
Oregon State	4-5-0	9-192-2	5-68-0	dnp-inj	0-0-0
UCLA	9-136-2	3-25-0	dnp-inj	dnp-inj	1-16-0
Arizona State	5-88-1	5-44-0	5-85-0	dnp-inj	0-0-0
Washington State	5-45-0	9-78-0	4-36-0	dnp-inj	0-0-0
USC	5-64-0	3-53-1	2-36-0	dnp-inj	0-0-0
Washington	4-31-0	6-58-0	4-71-0	0-0-0	0-0-0
Stanford	dnp-inj	7-63-0	4-99-1	dnp-inj	0-0-0
Air Force	5-81-1	3-17-1	6-148-1	dnp-inj	2-15-0

## RECEIVING (OTHER)

Att-Yds, TD	#20 Forsett	#23 Ta'ufo	#5 Morrah	#21 Montg	#4 Best	#19 Stevens	#27 Smith	#45 Arthur
Tennessee	1-49-0	1-15-0	3-27-0	1-1-0	0-0-0	0-0-0	0-0-0	0-0-0
Colorado State	1-3-0	0-0-0	1-22-0	0-0-0	3-20-0	1-8-0	0-0-0	0-0-0
La. Tech	0-0-0	1-17-0	0-0-0	0-0-0	1-16-1	2-16-1	0-0-0	0-0-0
Arizona	0-0-0	0-0-0	1-49-0	0-0-0	2-(-1)-0	1-10-0	0-0-0	0-0-0
Oregon	4-13-0	dnp-inj	3-17-0	0-0-0	0-0-0	2-22-0	1-12-0	0-0-0
Oregon State	0-0-0	0-0-0	1-6-0	0-0-0	0-0-0	1-23-0	0-0-0	0-0-0
UCLA	4-16-0	0-0-0	0-0-0	0-0-0	3-13-0	2-26-1	0-0-0	0-0-0
Arizona State	1-29-0	dnp-inj	0-0-0	0-0-0	1-8-0	1-21-0	0-0-0	0-0-0
Washington State	1-6-0	0-0-0	1-3-0	0-0-0	3-18-0	3-27-0	0-0-0	0-0-0
USC	2-45-0	0-0-0	1-1-0	0-0-0	0-0-0	0-0-0	0-0-0	0-0-0
Washington	2-10-0	0-0-0	1-19-1	1-14-1	dnp-inj	2-33-1	0-0-0	0-0-0
Stanford	3-10-0	1-4-0	dnp-inj	2-33-0	dnp-inj	2-18-0	dnp-inj	3-25-0
Air Force	3-21-0	1-12-0	1-11-0	0-0-0	dnp-inj	0-0-0	dnp-inj	dnp-inj

## PASSING

Cmp-Att-Yds-Int, TD	#9 Longshore	#13 Riley
Tennessee	19-28-241-0, 2	dnp
Colorado State	19-29-146-0, 0	dnp
La. Tech	22-33-230-1, 2	0-3-0-0, 0
Arizona	16-30-235-1, 1	dnp
Oregon	28-43-285-0, 2	0-0-0-0, 0
Oregon State	dnp-inj	20-34-294-1, 2
UCLA	22-34-232-3, 3	dnp
Arizona State	18-36-275-2, 1	dnp
Washington State	26-39-213-1, 0	dnp
USC	13-29-199-2, 1	dnp
Washington	20-28-236-1, 3	dnp
Stanford	22-47-252-2, 1	dnp
Air Force	5-8-36-0, 0	16-19-269-0, 3

## PUNTING

No-Avg, In 20, In 10, FC	#11 Larson
Tennessee	5-43.6, 0, 0, 1
Colorado State	6-42.5, 1, 0, 2
La. Tech	4-36.8, 2, 1, 0
Arizona	3-45.3, 0, 0, 0
Oregon	7-38.1, 4, 3, 0
Oregon State	4-55.8, 1, 1, 0
UCLA	5-34.4, 0, 0, 0
Arizona State	5-44.8, 3, 2, 0
Washington State	4-36.5, 2, 1, 0
USC	7-35.4, 4, 1, 0
Washington	4-46.8, 2, 0, 1
Stanford	6-39.8, 1, 0, 1
Air Force	1-43.0, 1, 0, 0

## DEFENSIVE LINEMEN

<i>Solo-Ast, Big Pl.</i>	<b>#98 Kane</b>	<b>#44 Alualu</b>	<b>#94 Davis</b>	<b>#69 Malele</b>	<b>#91 Jones</b>	<b>#97 Jordan</b>	<b>#92 Smith</b>	<b>#76 Hill</b>
Tennessee	1-4, TFL	1-1, TFL	1-1, PBU	1-1	0-0	0-1	0-1	dnp
Colorado State	dnp-inj	2-3, 2QS	1-2	0-3, 0.5QS	0-1	2-1, 0.5QS	0-1, FR	1-1, INT
La. Tech	0-0	0-5, 0.5QS	1-0, TFL	0-1	1-2, QS	0-2	1-2, 0.5QS, TFL	0-3, TFL, PBU
Arizona	0-5, TFL	0-0, FR-TD	dnp-inj	dnp-inj	1-1	0-0	0-2, TFL	1-0, QS
Oregon	1-4	1-0, INT	dnp-inj	0-1	3-3, 3TFL	2-2	0-1	0-3
Oregon State	0-6	1-4	dnp-inj	3-0, QS	0-0	0-2	0-2	1-2
UCLA	4-0	3-2, FR	dnp-inj	0-0	1-0	0-0	0-0	2-0
Arizona State	1-1	2-2	2-1, 1.5QS, FF	1-1	1-0	1-1, 0.5QS, FR-TD	0-0	0-1
Washington State	0-0	3-1	dnp-inj	0-3	0-0	0-1	0-0	0-1
USC	2-3, TFL	0-5, TFL, FR	dnp-inj	0-1	0-1	1-0	0-0	0-0
Washington	2-2	5-2	dnp-inj	dnp-inj	2-1	0-1	1-0	0-0
Stanford	0-0	4-4, FR, PBU	0-3, TFL	dnp-inj	1-1, QS	1-0	1-0	2-1, TFL
Air Force	0-0	1-0	4-0	dnp-inj	1-1	0-0	1-0	3-2

## LINEBACKERS

<i>Solo-Ast, Big Pl.</i>	<b>#15 Felder</b>	<b>#1 Williams</b>	<b>#56 Follett</b>	<b>#16 Moya</b>	<b>#18 Mohamed</b>	<b>#55 Van Hoesen</b>	<b>#9 Young</b>
Tennessee	4-5, PBU	3-6, TFL, FF, FR-TD	4-3, QS, 2TFL, FF	3-2	1-1	0-1	0-0
Colorado State	9-4, 2QS, FF	3-4	4-1	3-0, INT, TFL	3-0	0-0	0-0
La. Tech	5-5	3-4, TFL	0-2, 0.5QS	1-4	3-1	0-0	2-0, QS, FF
Arizona	1-8, TFL	5-9, QS, PBU	dnp-inj	0-4	0-2, PBU	1-0	0-3
Oregon	1-8, INT	4-5	dnp-inj	2-2	5-3	0-1	0-0
Oregon State	3-9	6-7, 2TFL, PBU	3-2, FR, PBU	1-3	1-1	0-1	0-0
UCLA	10-0	4-0, FF, TFL	8-2, QS, 3TFL, PBU	2-1	0-0	1-0	1-0
Arizona State	6-3	8-2, TFL	2-2	5-0	1-0	0-2	1-2
Washington State	2-3, TFL	5-4, TFL, FF	3-3, QS, 3PBU	0-0	2-3, PBU	0-0	0-0
USC	4-5, TFL	3-4	1-5, TFL, PBU	1-1	2-2	0-1	2-0
Washington	3-1	4-2	7-0, 2QS	3-0, QS	2-0	0-0	0-0
Stanford	0-0	3-0	4-3, 2TFL, FF	0-4	6-2, TFL	1-5	0-0
Air Force	2-0	6-1, TFL	3-2, TFL	5-1	4-1	3-2	1-0

## DEFENSIVE BACKS

<i>Solo-Ast, Big Pl.</i>	<b>#3 Hampton</b>	<b>#4 DeCoud</b>	<b>#29 Ezeff</b>	<b>#5 Thompson</b>
Tennessee	6-5, PBU	4-5	5-1, 1.5TFL	4-2, 1.5TFL, PBU
Colorado State	1-1	3-1	7-0, PBU	5-1, PBU
La. Tech	3-0, INT	6-0, PBU	4-4, 0.5QS	1-1
Arizona	2-2, INT	3-7, QS, INT, FF, FR	7-7	6-6, FF, TFL, PBU
Oregon	6-0	2-4, PBU	8-1, FF	3-5
Oregon State	2-0, FF, PBU	5-7, TFL	dnp-inj	4-2, 3PBU
UCLA	4-1, FR, PBU	3-1	0-0	9-0
Arizona State	3-2	8-1	dnp-inj	6-0, TFL
Washington State	0-2	3-4, PBU	dnp-inj	2-2, INT, 2PBU
USC	2-1, TFL	4-8, FF	dnp-inj	1-2, 2PBU
Washington	2-0, PBU	13-3	0-0	2-1
Stanford	4-0, PBU	8-3	1-1	6-1
Air Force	5-0, TFL	9-1, TFL	1-0	6-0, 3TFL

<i>Solo-Ast, Big Pl.</i>	<b>#2 Hicks</b>	<b>#23 Jones</b>	<b>#27 Amadi</b>	<b>#17 Conte</b>
Tennessee	1-3	0-1	0-1	0-0
Colorado State	1-1	0-0	1-0	2-1
La. Tech	0-1, TFL	1-0	1-1	1-3, TFL
Arizona	0-3	0-0	1-2	1-1
Oregon	5-1, TFL	0-0	0-0	1-1
Oregon State	2-1	0-1	0-0	2-0
UCLA	0-0	0-0	0-0	2-0
Arizona State	3-0	1-1	dnp-inj	0-0
Washington State	2-1, PBU	2-0	dnp-inj	6-4
USC	1-3	1-0	dnp-inj	3-2, FR
Washington	2-1, PBU	1-0	0-0	2-0
Stanford	3-2, INT, TFL, PBU	0-0	dnp	dnp
Air Force	2-1	0-0	0-0	0-0

## KEY TO ABBREVIATIONS

INT – Interception	FF – Fumble Forced
PBU – Pass Break-Up	FR – Fumble Recovered
TFL – Tackle for Loss	INT-TD – Interception returned for touchdown
QS – Quarterback Sack	SAF – Safety



Syd'Quan Thompson sparked the Cal secondary throughout the 2007 season.



The versatile Brandon Hampton had 54 tackles and a pair of interceptions in 2007.

GAME-BY-GAME OFFENSIVE STARTERS

Opponent	QB	TB	WR	WR	TE	FB	LT	LG	C	RG	RT
Tennessee	Longshore	Forsett	Jordan	Jackson	Stevens	Holley	Gibson	DeLaPue	Mack	Malele	Tepper
Colorado St.	Longshore	Forsett	Jordan	Jackson	Stevens	Morrah (TE)	Gibson	DeLaPue	Mack	Malele	Tepper
Louisiana Tech	Longshore	Forsett	Jordan	Jackson	Stevens	Ta'ufu'ou	Gibson	DeLaPue	Mack	Malele	Tepper
Arizona	Longshore	Forsett	Jordan	Jackson	Stevens	Morrah (TE)	Gibson	DeLaPue	Mack	Malele	Tepper
Oregon	Longshore	Forsett	Jordan	Morrah (TE)	Stevens	Smith	Gibson	DeLaPue	Mack	Malele	Tepper
Oregon St.	Riley	Forsett	Jordan	Jackson	Stevens	Ta'ufu'ou	Gibson	DeLaPue	Mack	Malele	Tepper
UCLA	Longshore	Forsett	Hawkins	Jackson	Stevens	Arthur (TE)	Gibson	DeLaPue	Mack	Malele	Tepper
Arizona St.	Longshore	Forsett	Jordan	Jackson	Stevens	Smith	Gibson	DeLaPue	Mack	Malele	Tepper
Wash. St.	Longshore	Forsett	Jordan	Jackson	Stevens	Ta'ufu'ou	Gibson	DeLaPue	Mack	Malele	Tepper
USC	Longshore	Forsett	Jordan	Jackson	Stevens	Morrah (TE)	Gibson	DeLaPue	Mack	Malele	Tepper
Washington	Longshore	Forsett	Jordan	Jackson	Stevens	Morrah (TE)	Gibson	DeLaPue	Mack	Malele	Tepper
Stanford	Longshore	Forsett	Jordan	Hawkins	Stevens	Arthur (TE)	Gibson	DeLaPue	Mack	Malele	Tepper
Air Force	Longshore	Forsett	Hawkins	DeSa	Stevens	Ta'ufu'ou	Teofilo	DeLaPue	Mack	Malele	Tepper

GAME-BY-GAME DEFENSIVE STARTERS

Opponent	DE	DT	DT	DE	SLB	MLB	WLB	CB	ROV	FS	CB
Tennessee	Davis	Kane	Malele	Alualu	Follett	Williams	Felder	Thompson	Hicks	DeCoud	Hampton
Colorado St.	Davis	Jones	Malele	Alualu	Follett	Williams	Felder	Thompson	Ezeff	DeCoud	Hampton
Louisiana Tech	Davis	Jones	Malele	Alualu	Follett	Williams	Felder	Thompson	Ezeff	DeCoud	Hampton
Arizona	Smith	Jones	Kane	Alualu	Moye	Williams	Felder	Thompson	Ezeff	DeCoud	Hampton
Oregon	Smith	Jones	Kane	Alualu	Mohamed	Williams	Felder	Thompson	Ezeff	DeCoud	Hampton
Oregon St.	Smith	Kane	Malele	Alualu	Moye	Williams	Felder	Thompson	Hicks	DeCoud	Hampton
UCLA	Allen	Kane	Malele	Alualu	Follett	Williams	Felder	Thompson	Hicks	DeCoud	Hampton
Arizona St.	Allen	Jones	Malele	Alualu	Follett	Williams	Felder	Thompson	Hicks	DeCoud	Hampton
Wash. St.	Allen	Jones	Malele	Alualu	Follett	Williams	Felder	Thompson	Hicks	DeCoud	Conte
USC	Allen	Jones	Kane	Alualu	Follett	Williams	Felder	Thompson	Hicks	DeCoud	Conte
Washington	Allen	Jones	Kane	Alualu	Follett	Williams	Felder	Thompson	Hicks	DeCoud	Conte
Stanford	Allen	Jones	Kane	Alualu	Follett	Van Hoesen	Moye	Thompson	Hicks	DeCoud	Hampton
Air Force	Allen	Jones	Hill	Alualu	Follett	Van Hoesen	Moye	Thompson	Hicks	Johnson	Hampton

CALIFORNIA LONG PLAYS

PASSES: 45 (Opponents: 29)

64 Riley to Hawkins v. Oregon State (TD)  
52 Riley to Jordan v. Air Force  
49 Longshore to Forsett v. Tennessee  
49 Longshore to Morrah v. Arizona  
46 Longshore to Jordan v. Stanford (TD)  
44 Longshore to Jackson v. Arizona State  
42 Longshore to Jordan v. Washington  
41 Longshore to Jackson v. USC  
40 Riley to Jackson v. Air Force  
39 Longshore to Jackson v. UCLA (TD)  
37 Riley to Jordan v. Oregon State  
35 Riley to Hawkins v. Oregon State  
34 Longshore to Forsett v. USC  
31 Longshore to Jordan v. Stanford  
31 Longshore to Jackson v. Oregon  
31 Longshore to Jackson v. Oregon (TD)  
31 Riley to Jordan v. Air Force  
29 Riley to Jordan v. Oregon State  
29 Longshore to Forsett v. Arizona State  
28 Longshore to Hawkins v. Stanford  
27 Longshore to Hawkins v. Arizona  
25 Longshore to Hawkins v. Tennessee  
25 Longshore to Jackson v. Colorado State  
25 Longshore to Jackson v. Oregon (TD)  
25 Longshore to Jordan v. Arizona State  
25 Riley to Jordan v. Air Force  
24 Longshore to Hawkins v. Tennessee  
24 Longshore to Jackson v. UCLA  
24 Longshore to Montgomery v. Stanford  
23 Longshore to Morrah v. Tennessee  
23 Longshore to Jackson v. Arizona  
23 Riley to Stevens v. Oregon State  
22 Longshore to Morrah v. Colorado State  
22 Longshore to Jordan v. Louisiana Tech  
22 Longshore to Jordan v. Arizona  
22 Longshore to Jordan v. Arizona State

21 Longshore to Hawkins v. Tennessee  
21 Longshore to Stevens v. UCLA (TD)  
21 Longshore to Stevens v. Arizona State  
21 Longshore to Jackson v. Arizona State (TD)  
20 Longshore to Hawkins v. Colorado State  
20 Longshore to Hawkins v. Louisiana Tech  
20 Longshore to Jordan v. USC  
20 Longshore to Hawkins v. USC (TD)  
20 Riley to Jackson v. Air Force

RUSHES: 17 (OPPONENTS: 17)

73 Jackson v. Colorado State (TD)  
64 Best v. Colorado State (TD)  
58 Forett v. Washington  
45 Forsett v. Oregon State  
44 Forsett v. Washington State (TD)  
39 Forsett v. Louisiana Tech (TD)  
34 Best v. Tennessee  
26 Forsett v. Air Force  
25 Forsett v. Oregon  
23 Best v. Louisiana Tech  
23 Forsett v. USC  
22 Forsett v. USC  
21 Forsett v. Stanford  
21 Jackson v. Tennessee  
21 Forsett v. Air Force (TD)  
20 Forsett v. Tennessee  
20 Montgomery v. Air Force

PUNT RETURNS: 3

(Opponents: 2)

77 Jackson v. Tennessee (TD)  
25 Jordan v. Louisiana Tech  
23 Jackson v. Washington

KICK RETURNS: 37

(Opponents: 32)

22 by Hawkins  
Long: 90 v. Louisiana Tech (TD)  
12 by Best  
Long: 54 v. UCLA  
1 by Hampton  
Long: 29 v. Louisiana Tech  
1 by Holley  
Long: 28 v. Washington State

INT. RETURNS: 3

(Opponents: 1)

37 Hampton v. Louisiana Tech  
27 Moye v. Colorado State  
25 Hampton v. Arizona

FUMBLE RETURNS: 3

(Opponents: 0)

44 Williams v. Tennessee (TD)  
13 C. Jordan v. Arizona State (TD)  
4 Alualu v. Arizona (TD)



# 2007 PACIFIC-10 RESULTS & HONORS

## 2007 PACIFIC-10 CONFERENCE STANDINGS

Team	CONFERENCE			POINTS			OVERALL			POINTS		
	W	L	T	For	Opp	Pct	W	L	T	For	Opp	Pct
1. USC	7	2	0	250	150	.778	11	2	0	424	208	.846
Arizona State	7	2	0	274	211	.778	10	3	0	420	293	.769
3. Oregon State	6	3	0	253	229	.667	9	4	0	362	294	.692
4. Oregon	5	4	0	301	231	.556	9	4	0	496	307	.692
UCLA	5	4	0	236	192	.556	6	7	0	291	290	.462
6. Arizona	4	5	0	257	249	.444	5	7	0	336	322	.417
<b>7. California</b>	<b>3</b>	<b>6</b>	<b>0</b>	<b>218</b>	<b>241</b>	<b>.333</b>	<b>7</b>	<b>6</b>	<b>0</b>	<b>381</b>	<b>348</b>	<b>.538</b>
Washington State	3	6	0	197	302	.333	5	7	0	308	389	.417
Stanford	3	6	0	148	280	.333	4	8	0	235	339	.333
10. Washington	2	7	0	272	321	.222	4	9	0	380	411	.308

## 2007 ALL-PACIFIC-10 CONFERENCE FOOTBALL TEAM

### FIRST TEAM OFFENSE

QB Dennis Dixon, Sr., Oregon  
 RB Jonathan Stewart, Jr., Oregon  
**RB Justin Forsett, Sr., California**  
 WR Mike Thomas, Jr., Arizona  
 WR Brandon Gibson, Jr. Washington State  
 TE Fred Davis, Sr., USC  
**OL Alex Mack, Jr., California**  
 OL Max Unger, Jr., Oregon  
 OL Chilo Rachle, Jr., USC  
 OL Roy Schuening, Sr., Oregon State  
 OL Sam Baker, Sr., USC  
 OL Mike Pollack, Sr., Arizona State

### FIRST TEAM DEFENSE

DL Sedrick Ellis, Sr., USC  
 DL Lawrence Jackson, Sr., USC  
 DL Nick Reed, Jr., Oregon  
 DL Dorain Smith, Sr., Oregon State  
 LB Spencer Larsen, Sr., Arizona  
 LB Rey Mauualuga, Jr., USC  
 LB Robert James, Sr., Arizona State  
 LB Keith Rivers, Sr., USC  
 DB Antoine Cason, Sr., Arizona  
 DB Patrick Chung, Jr., Oregon  
 DB Kevin Ellison, Jr., USC  
 DB Chris Horton, Sr., UCLA

### FIRST TEAM SPECIALISTS

PK Thomas Weber, Fr., Arizona State  
 P Keenyn Crier, Fr., Arizona  
 KOR Matthew Slater, Sr., UCLA  
 PR Kyle Williams, So., Arizona State  
**ST Jahvid Best, Fr., California**

### COACH OF THE YEAR

Dennis Erickson, Arizona State

### HONORABLE MENTION

**CALIFORNIA:** FS Thomas DeCoud, OG Brian De La Puente, LB Anthony Felder, OG Mike Gibson, WR Robert Jordan, TE Craig Stevens

ST= special teams player (not a kicker or returner)

### SECOND TEAM OFFENSE

QB Alex Brink, Sr., Washington State  
 RB Yvenson Bernard, Sr., Oregon State  
 RB Louis Rankin, Sr., Washington  
**WR DeSean Jackson, Jr., California**  
**WR Lavelle Hawkins, Sr., California**  
 TE Jed Collins, Sr., Washington State  
 OL Geoff Schwartz, Sr., Oregon  
 OL Juan Garcia, Sr., Washington  
 OL Andy Levitre, Jr., Oregon State  
 OL Eben Britton, So., Arizona  
 OL Alex Fletcher, Jr., Stanford  
 OL Fenuki Tupou, Jr., Oregon

### SECOND TEAM DEFENSE

DL Bruce Davis, Sr., UCLA  
 DL Dexter Davis, So., Arizona State  
 DL Lionel Dotson, Sr., Arizona  
 DL Jeff Van Orsow, Sr., Oregon State  
 LB Joey LaRocque, Sr., Oregon State  
 LB Alan Darlin, Sr., Oregon State  
 LB Derrick Doggett, Sr., Oregon State  
**LB Zack Follett, Jr., California**  
 DB Terrell Thomas, Sr., USC  
 DB Justin Tryon, Sr., Arizona State  
 DB Brandon Hughes, Jr., Oregon State  
 DB Troy Nolan, Jr., Arizona State

### SECOND TEAM SPECIALISTS

PK Alexis Serna, Sr., Oregon State  
 P Jay Ottovogio, Sr., Stanford  
 KOR Jonathan Stewart, Jr., Oregon  
**PR DeSean Jackson, Jr., California**  
 ST Wopamo Osaisai, Jr., Stanford

### OFFENSIVE PLAYER OF THE YEAR

Dennis Dixon, QB, Sr., Oregon

### PAT TILLMAN DEFENSIVE PLAYER OF THE YEAR

Sedrick Ellis, NT, Sr., USC

### FRESHMAN OF THE YEAR

Jake Locker, QB, Washington

## 2007 PACIFIC-10 STATISTICS

## TEAM STATISTICS

## SCORING OFFENSE

	G	TD	XP	2XP	DXP	FG	Saf	Pts	Avg
1. Oregon	13	62	59	3	0	19	1	496	38.2
2. USC	13	54	52	0	0	16	0	424	32.6
3. Arizona State	13	50	46	1	0	24	0	420	32.3
<b>4. California</b>	<b>13</b>	<b>49</b>	<b>48</b>	<b>0</b>	<b>0</b>	<b>13</b>	<b>0</b>	<b>381</b>	<b>29.3</b>
5. Washington	13	48	45	1	0	15	0	380	29.2
6. Arizona	12	39	37	1	0	21	0	336	28.0
7. Oregon State	13	43	41	1	0	19	2	362	27.8
8. Washington St.	12	38	36	1	0	14	0	308	25.7
9. UCLA	13	31	30	0	0	25	0	291	22.4
10. Stanford	12	27	26	0	0	15	1	235	19.6

## SCORING DEFENSE

	G	TD	XP	2XP	DXP	FG	Saf	Pts	Avg
1. USC	13	25	23	1	0	11	0	208	16.0
2. UCLA	13	35	35	0	0	15	0	290	22.3
3. Arizona State	13	34	33	0	0	18	1	293	22.5
4. Oregon State	13	35	33	0	0	17	0	294	22.6
5. Oregon	13	36	33	2	0	18	0	307	23.6
<b>6. California</b>	<b>13</b>	<b>40</b>	<b>35</b>	<b>2</b>	<b>0</b>	<b>23</b>	<b>0</b>	<b>348</b>	<b>26.8</b>
7. Arizona	12	40	36	1	0	14	1	322	26.8
8. Stanford	12	39	37	1	0	22	0	339	28.2
9. Washington	13	49	43	1	0	24	0	411	31.6
10. Washington St.	12	49	46	1	0	15	1	389	32.4

## PASS OFFENSE

	G	Att	Cmp	Int	Pct.	Yds	Avg	TD	Yds/G
1. Washington St.	12	525	309	18	58.9	3836	7.3	26	319.7
2. Arizona	12	532	332	12	62.4	3702	7.0	28	308.5
3. Arizona State	13	428	265	11	61.9	3414	8.0	27	262.6
<b>4. California</b>	<b>13</b>	<b>443</b>	<b>266</b>	<b>14</b>	<b>60.0</b>	<b>3143</b>	<b>7.1</b>	<b>21</b>	<b>241.8</b>
5. USC	13	460	286	16	62.2	3090	6.7	31	237.7
6. Oregon	13	413	244	10	59.1	2806	6.8	26	215.8
7. Stanford	12	424	227	13	53.5	2536	6.0	12	211.3
8. Oregon State	13	438	246	21	56.2	2557	5.8	11	196.7
9. Washington	13	385	177	15	46.0	2485	6.5	18	191.2
10. UCLA	13	389	185	15	47.6	2374	6.1	13	182.6

## PASS DEFENSE

	G	Att	Cmp	Int	Pct.	Yds	Avg	TD	Yds/G
1. USC	13	444	241	12	54.3	2457	5.5	9	189.0
<b>2. California</b>	<b>13</b>	<b>444</b>	<b>269</b>	<b>10</b>	<b>60.6</b>	<b>2787</b>	<b>6.3</b>	<b>17</b>	<b>214.4</b>
3. Arizona State	13	487	257	17	52.8	2976	6.1	18	228.9
4. UCLA	13	503	273	13	54.3	3043	6.0	23	234.1
5. Arizona	12	452	260	15	57.5	2810	6.2	17	234.2
6. Oregon State	13	444	236	22	53.2	3062	6.9	20	235.5
7. Oregon	13	487	258	20	53.0	3240	6.7	20	249.2
8. Washington St.	12	426	260	14	61.0	3102	7.3	23	258.5
9. Washington	13	458	295	11	64.4	3405	7.4	27	261.9
10. Stanford	12	418	256	11	61.2	3194	7.6	18	266.2

## RUSHING OFFENSE

	G	Att	Yds	Avg	TD	Yds/G
1. Oregon	13	615	3272	5.3	32	251.7
2. Washington	13	537	2640	4.9	27	203.1
3. USC	13	517	2564	5.0	23	197.2
4. Oregon State	13	541	2274	4.2	27	174.9
<b>5. California</b>	<b>13</b>	<b>441</b>	<b>2154</b>	<b>4.9</b>	<b>23</b>	<b>165.7</b>
6. UCLA	13	527	1963	3.7	12	151.0
7. Arizona State	13	549	1781	3.2	18	137.0
8. Washington State	12	373	1391	3.7	11	115.9
9. Stanford	12	446	1334	3.0	14	111.2
10. Arizona	12	320	921	2.9	7	76.8

## RUSHING DEFENSE

	G	Att	Yards	Avg.	TD	Yds/G
1. Oregon State	13	447	918	2.1	12	70.6
2. USC	13	431	1094	2.5	13	84.2
3. UCLA	13	472	1419	3.0	10	109.2
4. Arizona State	13	407	1511	3.7	13	116.2
5. Oregon	13	486	1726	3.6	13	132.8
6. Arizona	12	461	1656	3.6	19	138.0
7. Washington St.	12	499	1951	3.9	24	162.6
<b>8. California</b>	<b>13</b>	<b>532</b>	<b>2138</b>	<b>4.0</b>	<b>22</b>	<b>164.5</b>
9. Stanford	12	480	2032	4.2	19	169.3
10. Washington	13	488	2398	4.9	18	184.5

## TOTAL OFFENSE

	G	Rush	Pass	Plys	Yds	Avg.	TD	Yds/G
1. Oregon	13	3272	2806	1028	6078	5.9	58	467.5
2. Washington St.	12	1391	3836	898	5227	5.8	37	435.6
3. USC	13	2564	3090	977	5654	5.8	54	434.9
<b>4. California</b>	<b>13</b>	<b>2154</b>	<b>3143</b>	<b>884</b>	<b>5297</b>	<b>6.0</b>	<b>44</b>	<b>407.5</b>
5. Arizona State	13	1781	3414	977	5195	5.3	45	399.6
6. Washington	13	2640	2485	922	5125	5.6	45	394.2
7. Arizona	12	921	3702	852	4623	5.4	35	385.2
8. Oregon State	13	2274	2557	979	4831	4.9	38	371.6
9. UCLA	13	1963	2374	916	4337	4.7	25	333.6
10. Stanford	12	1334	2536	870	3870	4.4	26	322.5

## TOTAL DEFENSE

	G	Rush	Pass	Plys	Yds	Avg	TD	Yds/G
1. USC	13	1094	2457	875	3551	4.1	22	273.2
2. Oregon State	13	918	3062	891	3980	4.5	32	306.2
3. UCLA	13	1419	3043	975	4462	4.6	33	343.2
4. Arizona State	13	1511	2976	894	4487	5.0	31	345.2
5. Arizona	12	1656	2810	913	4466	4.9	36	372.2
<b>6. California</b>	<b>13</b>	<b>2138</b>	<b>2787</b>	<b>976</b>	<b>4925</b>	<b>5.0</b>	<b>39</b>	<b>378.8</b>
7. Oregon	13	1726	3240	973	4966	5.1	33	382.0
8. Washington St.	12	1951	3102	925	5053	5.5	47	421.1
9. Stanford	12	2032	3194	898	5226	5.8	37	435.5
10. Washington	13	2398	3405	946	5803	6.1	45	446.4

## PASS EFFICIENCY

	G	Att	Cmp	Pct	Int	Yds	TD	Effic
1. Arizona State	13	428	265	.619	11	3414	27	144.6
2. USC	13	460	286	.622	16	3090	31	133.9
3. Arizona	12	532	332	.624	12	3702	28	133.7
4. Oregon	13	413	244	.591	10	2806	26	132.1
5. Washington St.	12	525	309	.589	18	3836	26	129.7
<b>6. California</b>	<b>13</b>	<b>443</b>	<b>266</b>	<b>.600</b>	<b>14</b>	<b>3143</b>	<b>21</b>	<b>129.0</b>
7. Washington	13	385	177	.460	15	2485	18	107.8
8. Stanford	12	424	227	.535	13	2536	12	107.0
9. Oregon State	13	438	246	.562	21	2557	11	103.9
10. UCLA	13	389	185	.476	15	2374	13	102.1

## PASS DEFENSE EFFICIENCY

	G	Att	Cmp	Int	Pct.	Yds	TD	Effic
1. USC	13	444	241	12	54.3	2457	9	102.0
2. Arizona State	13	487	257	17	52.8	2976	18	109.3
3. Oregon	13	487	258	20	53.0	3240	20	114.2
4. UCLA	13	503	273	13	54.3	3043	23	115.0
5. Arizona	12	452	260	15	57.5	2810	17	115.5
6. Oregon State	13	444	236	22	53.2	3062	20	116.0
<b>7. California</b>	<b>13</b>	<b>444</b>	<b>269</b>	<b>10</b>	<b>60.6</b>	<b>2787</b>	<b>17</b>	<b>121.4</b>
8. Washington St.	12	426	260	14	61.0	3102	23	133.4
9. Stanford	12	418	256	11	61.2	3194	18	134.4
10. Washington	13	458	295	11	64.4	3405	27	141.5

## INDIVIDUAL STATISTICS

## RUSHING

	Team	G	Att	Yds	Avg	TD	Long	Yds/G
1. Stewart, J.	ORE	13	280	1722	6.2	11	88	132.5
2. Forsett, J.	CAL	13	305	1546	5.1	15	58	118.9
3. Bernard, Y.	OSU	11	275	1214	4.4	13	54	110.4
4. Rankin, L.	WASH	13	233	1294	5.6	6	47	99.5
5. Locker, J.	WASH	12	172	986	5.7	13	47	82.2

## PASSING AVG/GAME

	Team	G	Att	Cmp	Int	Pct.	Yds	TD	Avg/G
1. Brink, A.	WSU	12	503	305	15	60.6	3818	26	318.2
2. Tuitama, W.	ARIZ	12	525	327	12	62.3	3683	28	306.9
3. Carpenter, R.	ASU	13	398	246	10	61.8	3202	25	246.3
4. Booty, J.D.	USC	10	340	215	10	63.2	2361	23	236.1
5. Longshore, N.	CAL	12	384	230	13	59.9	2580	16	215.0

## RECEPTIONS/GAME

	Team	G	Rec	Yds	TD	Long	Avg/C	Rec/G
1. Thomas, M.	ARIZ	12	83	1038	11	66	12.5	6.92
2. Gibson, B.	WSU	11	67	1180	9	67	17.6	6.09
3. Bumpus, M.	WSU	12	70	789	4	30	11.3	5.83
4. Hawkins, L.	CAL	13	72	872	6	64	12.1	5.54
5. Jackson, D.	CAL	12	65	762	6	44	11.7	5.42

## RECEIVING YARDS/GAME

	Team	G	Rec	Yds	TD	Long	Avg/C	Yds/G
1. Gibson, B.	WSU	11	67	1180	9	67	17.6	107.3
2. Thomas, M.	ARIZ	12	83	1038	11	66	12.5	86.5
3. Davis, F.	USC	13	62	881	8	63	14.2	67.8
4. Hawkins, L.	CAL	13	72	872	6	64	12.1	67.1
5. Bumpus, M.	WSU	12	70	789	4	30	11.3	65.8
6. Williams, J.	ORE	13	55	844	8	52	15.3	64.9
7. McGaha, C.	ASU	13	61	830	1	42	13.6	63.8
8. Jackson, D.	CAL	12	65	762	6	44	11.7	63.5

## ALL PURPOSE YARDS

	Team	G	Rush	Rcv	PR	KR	Yds	Avg/G
1. Stewart, J.	ORE	13	1722	145	0	614	2481	190.8
2. Rankin, L.	WASH	13	1294	126	0	976	2396	184.3
3. Thomas, M.	ARIZ	12	173	1038	0	615	1826	152.2
4. Hawkins, L.	CAL	13	60	872	0	922	1854	142.6
5. Forsett, J.	CAL	13	1546	202	0	0	1748	134.5

## PASS EFFICIENCY

	Team	G	Att	Cmp	Int	Pct.	Yds	TD	Eff.
1. Dixon, D.	ORE	10	254	172	4	67.7	2136	20	161.2
2. Carpenter, R.	ASU	13	398	246	10	61.8	3202	25	145.1
3. Booty, J.D.	USC	10	340	215	10	63.2	2361	23	138.0
4. Brink, A.	WSU	12	503	305	15	60.6	3818	26	135.5
5. Tuitama, W.	ARIZ	12	525	327	12	62.3	3683	28	134.2
6. Longshore, N.	CAL	12	384	230	13	59.9	2580	16	123.3

## KICK RETURN AVG

	Team	G	Ret	Yds	TD	Long	Avg
1. Slater, M.	UCLA	13	34	986	3	100	29.0
2. Best, J.	CAL	10	15	405	0	54	27.0
3. Stewart, J.	ORE	13	23	614	0	64	26.7
4. Johnson, R.	USC	13	25	620	0	49	24.8
5. Rankin, L.	WASH	13	40	976	1	89	24.4
6. Baldwin, D.	STAN	12	23	555	0	42	24.1
7. Thomas, M.	ARIZ	12	26	615	0	49	23.7
8. Burgess, R.	ASU	12	38	879	1	98	23.1
9. Lawson, G.	OSU	13	49	1085	0	56	22.1
10. Hawkins, L.	CAL	13	42	922	1	90	22.0

## PUNT RETURN AVG

	Team	G	Ret	Yds	TD	Long	Avg
1. Jackson, D.	CAL	12	12	129	1	77	10.8
2. Brown, A.	ORE	11	17	177	0	64	10.4
3. Russo, A.	WASH	13	22	222	0	62	10.1
4. Cason, A.	ARIZ	12	27	271	2	70	10.0
5. Austin, T.	UCLA	13	31	311	0	68	10.0

## PUNTING

	Team	G	Punt	Yds	Long	Avg
1. Crier, K.	ARIZ	12	59	2577	83	43.7
2. Perez, A.	UCLA	13	91	3853	66	42.3
3. Syria, J.	ORE	13	71	2962	61	41.7
4. Ottovogio, J.	STAN	12	78	3215	58	41.2
5. Larson, A.	CAL	13	61	2505	73	41.1

## SCORING (TDS)

	Team	G	TD	Rush	Pass	RetPAT	Pts	Pts/G
1. Bernard, Y.	OSU	11	14	13	1	0	84	7.6
2. Forsett, J.	CAL	13	15	15	0	0	90	6.9
3. Locker, J.	WASH	12	13	13	0	0	78	6.5
4. Thomas, M.	ARIZ	12	12	1	11	0	74	6.2
5. Stewart, J.	ORE	13	13	11	2	0	78	6.0

## SCORING (KICKING)

	Team	G	PATs	FGs	Pts	Pts/G
1. Weber, T.	ASU	13	46-48	24-25	118	9.1
2. Bondzio, J.	ARIZ	12	37-38	21-26	100	8.3
3. Forbath, K.	UCLA	13	30-30	25-30	105	8.1
4. Buehler, D.	USC	13	52-54	16-19	100	7.7
Evensen, M.	ORE	13	52-52	16-20	100	7.7
6. Serna, A.	OSU	13	38-38	18-27	92	7.1
7. Perkins, R.	WASH	13	45-46	15-20	90	6.9
8. Kay, J.	CAL	13	48-48	13-20	87	6.7

## PAT KICKING PCT

	Team	G	Made	Att	Pct.
1. Evensen, M.	ORE	13	52	52	100.0
Kay, J.	CAL	13	48	48	100.0
Serna, A.	OSU	13	38	38	100.0
Forbath, K.	UCLA	13	30	30	100.0
Belch, D.	STAN	12	26	26	100.0

## TACKLES

	Team	G	Solo	Ast	Total	Avg/G	Sack
1. Larsen, S.	ARIZ	12	87	44	131	10.9	4.0
2. McNally, B.	STAN	12	72	42	114	9.5	1.5
3. Chung, P.	ORE	13	71	46	117	9.0	0.0
4. Decoud, T.	CAL	13	71	45	116	8.9	1.0
5. Keyes, D.	UCLA	13	73	42	115	8.8	0.0
6. Savannah, E.J.	WASH	13	73	38	111	8.5	2.0
7. James, R.	ASU	13	62	44	106	8.2	2.5
8. Williams, W.	CAL	13	57	48	105	8.1	1.0
9. Snyder, C.	STAN	12	65	31	96	8.0	8.0
Maynor, P.	STAN	11	51	37	88	8.0	6.0
11. Thurmond, W.	ORE	13	75	28	103	7.9	0.0
12. Felder, A.	CAL	13	50	51	101	7.8	2.0

## TACKLES FOR LOSS


	Team	G	Solo	Ast	Yds	Total	Avg/G
1. Reed, N.	ORE	13	20	5	115	22.5	1.73
2. Maynor, P.	STAN	11	14	5	85	16.5	1.50
3. Jackson, L.	USC	13	15	4	83	17.0	1.31
4. Larsen, S.	ARIZ	12	13	5	54	15.5	1.29
5. Snyder, C.	STAN	12	13	3	81	14.5	1.21
6. Davis, B.	UCLA	13	14	3	77	15.5	1.19
7. Te'o-Nesheim, D.	WASH	13	14	2	61	15.0	1.15
8. Follett, Z.	CAL	11	12	1	59	12.5	1.14



## 2007 GAME SUMMARIES 1-2

## No. 12/12 California 45, No. 15/15 Tennessee 31

Sept. 1 2007 • TV: ABC • Attendance: 72,516



## GAME 1

**BERKELEY** - California scored one for the West Coast with a redemptive win over Tennessee. DeSean Jackson scampered 77 yards for his sixth career punt return for a touchdown, and the 12th-ranked Golden Bears avenged last season's loss to the No. 15 Volunteers with a 45-31 victory.

Justin Forsett rushed for 156 yards and a score, and Nate Longshore passed for 241 yards and two TDs as the Bears (1-0) racked up the most points scored against the Volunteers in 12 years to win the opening weekend's only matchup between ranked schools.

Though both teams struggled on defense, Cal's offensive creativity and athleticism were too much for its SEC foes. Coach Jeff Tedford's club scored early and often against Tennessee. Cal linebacker Worrell Williams returned a fumble 44 yards for a score just 1:51 into the game, while Jackson - the junior receiver with almost unearthly returning skills - broke free early in the second quarter with a dizzying series of moves on the way to the end zone.

Robert Jordan and Lavelle Hawkins had TD catches from Longshore, with Hawkins catching seven passes for 90 yards.

Cal led 38-21 early in the third quarter, but the Volunteers pulled within seven points on Daniel Lincoln's field goal in the opening minute of the fourth. Forsett's TD run with 9:10 to play pushed Cal back to a comfortable lead, and the defense finished off the Bears' eighth straight home victory since 2005.

Score by Quarters	1	2	3	4	OT	Score
Tennessee	14	7	7	3	-	31
California	14	17	7	7	-	45

## SCORING SUMMARY

First Quarter	Drive
Cal - TD Williams 44 fumble recovery (Kay kick), 13:09	—
UT - TD Foster 12 pass from Ainge (Lincoln kick), 10:07	7-70, 3:02
Cal - TD Longshore 2 run (Kay Kick), 5:22	9-54, 4:45
UT - TD Hardesty 1 run (Lincoln kick), 3:03	5-24, 2:19
Second Quarter	
CAL - TD Jackson 77 punt return (Kay kick), 12:23	—
UT - TD Brown 2 pass from Ainge (Lincoln kick), 6:54	5-61, 2:09
Cal - TD Jordan 4 pass from Longshore (Kay kick), 3:47	8-60, 3:07
Cal - 27 FG Kay, 00:12	6-60, 0:52
Third Quarter	
Cal - TD Hawkins 3 pass from Longshore (Kay kick), 13:36	5-63, 1:24
UT - TD Brown 5 pass from Ainge (Lincoln kick), 3:57	11-73, 3:08
Fourth Quarter	
UT - 41 FG Lincoln, 14:17	11-47, 3:32
Cal - TD Forsett 13 run (Kay kick), 9:10	5-70, 1:37

## TEAM STATISTICS

	Tenn	Cal
First Downs	20	23
Rush. Yards (net)	111	230
Passing Yards (net)	271	241
Passes Att-Comp-Int	32-47-0	19-28-0
Total Offense (Plays-Yards)	74-382	65-471
Fumble Returns-Yards	0-0	1-44
Punt Returns-Yards	1-6	1-77
Kickoff Returns-Yards	6-348	8-461
Interception Returns-Yards	0-0	2-0
Punts (Number-Avg)	6-40.8	5-43.6
Fumbles-Lost	2-1	2-1
Penalties-Yards	3-25	7-52
Possession Time	30:14	29:46
Third-Down Conversions	6 of 14	6 of 13
Fourth-Down Conversions	0 of 1	0 of 0
Red-Zone Scores-Chances	4-5	5-6
Sacks By: Number-Yards	0-0	1-8

## INDIVIDUAL STATISTICS

California
<b>Rushing:</b> Forsett 26-163 TD; Best 4-46; Jackson 1-21; Ta'ufu'ou 2-14; Longshore 3-(-4) TD
<b>Passing (C-A-TD-INT-Yds):</b> Longshore 19-28-2-0-241
<b>Receiving:</b> Hawkins 7-90 TD; Jordan 2-14 TD; Jackson 4-45; Morrah 3-27; Forsett 1-49; Ta'ufu'ou 1-15; Montgomery 1-1
<b>Tackles:</b> Hampton 6-5 PBU; DeCoud 4-5; Felder 4-5; Williams 3-6 TFL FF FR; Follett 4-3 QS 2 TFL FF; Ezeff 5-1 1.5 TFL; Thompson 4-2 1.5 TFL PBU; Moye 3-2; Kane 1-4 0.5 TFL; Hicks 1-3
Tennessee
<b>Rushing:</b> Foster 13-89; Hardesty 9-27 TD; Taylor 1-1; Ainge 3-(-5)
<b>Passing (C-A-TD-INT-Yds):</b> Ainge 32-47-3-0-271
<b>Receiving:</b> Brown 7-54 2 TD; Taylor 6-103; Briscoe 6-39; Rogers 6-38; Foster 3-20 TD; Hardesty 2-4; Moore 1-9; Hancock 1-4
<b>Tackles:</b> Mayo 9-1 TFL; Hefney 4-4; Berry 3-4; Gaines 3-3; McCoy 2-3; Johnson 2-2; Parish 3-0 1 TFL; Ayers 2-1 1.5 TFL PBU; Wardlow 1-2; Bolden 2-0 TFL; Reynolds 2-0 TFL

## No. 10/10 California 34, Colorado State 28

Sept. 8, 2007 • TV: CSTV • Attendance: 27,805



## GAME 2

**FORT COLLINS, Colo.** - DeSean Jackson is spectacular from scrimmage and on special teams. The junior wide receiver scored on a 73-yard reverse and 10th-ranked Cal held off scrappy Colorado State 34-28.

Jackson, who opened the season with an electrifying 77-yard punt return TD against Tennessee, again flashed his Heisman Trophy credentials when he circled left, deked a cornerback at midfield and raced all alone down the Rams' sideline for Cal's first touchdown. Jackson, who had 143 all-purpose yards on only six touches against Tennessee, collected 141 all-purpose yards against the Rams despite a throbbing thumb that resulted in a couple of drops. He gained 78 yards on two carries, 39 yards on five receptions and 24 on two punt returns.

The Golden Bears (2-0) needed all of his talents and more to fend off the Rams, who scored two touchdowns 53 seconds apart against backups to turn a 34-14 deficit into a 34-28 nail-biter with 2:54 remaining.

Freshman running back James Montgomery picked up a key first down and the relieved Golden Bears ran out the clock. Rams quarterback Caleb Hanie turned the ball over three times, including an interception by Justin Moye that set up Montgomery's 2-yard TD run to make it 27-14. Two plays after Hanie was hurried into a fourth-down incompleteness, Jahvid Best scored on a 64-yard run to make it 34-14.

Score by Quarters	1	2	3	4	OT	Score
California	7	10	3	14	-	34
Colorado State	7	7	0	14	-	28

## SCORING SUMMARY

First Quarter	Drive
CSU - TD Bell 8 run (Smith kick), 5:20	9-74, 3:44
Cal - TD Jackson 73 run (Kay kick), 5:01	1-73, 0:12
Second Quarter	
Cal - TD Forsett 1 run (Kay kick), 10:24	5-47, 2:26
CSU - TD Hanie 1 run (Smith kick), 6:48	13-71, 6:48
Cal - 47 FG Kay, 0:51	7-41, 2:31
Third Quarter	
Cal - 41 FG Kay, 10:13	7-24, 2:41
Fourth Quarter	
Cal - TD Montgomery 2 run (Kay kick), 10:20	8-42, 2:46
Cal - TD Best 64 run (Kay kick), 5:49	2-69, 0:50
CSU - TD Morton 66 pass from Hanie (Smith kick), 3:47	5-83, 1:57
CSU - TD Bell 3 run (Smith kick), 2:54	4-48, 0:50

## TEAM STATISTICS

	CAL	CSU
First Downs	14	22
Rush. Yards (net)	245	157
Passing Yards (net)	146	301
Passes Att-Comp-Int	19-29-0	21-30-2
Total Offense (Plays-Yards)	391	458
Fumble Returns-Yards	0-0	0-0
Punt Returns-Yards	2-24	3-7
Kickoff Returns-Yards	2-45	5-110
Interception Returns-Yards	2-30	0-0
Punts (Number-Avg)	6-42.5	5-37.0
Fumbles-Lost	1-0	1-1
Penalties-Yards	6-49	4-28
Possession Time	27:19	32:41
Third-Down Conversions	6 of 14	6 of 13
Fourth-Down Conversions	0 of 0	0 of 1
Red-Zone Scores-Chances	2-2	3-4
Sacks By: Number-Yards	5-25	1-7

## INDIVIDUAL STATISTICS

California
<b>Rushing:</b> Jackson 2-78 TD; Best 2-73 TD; Forsett 13-59 TD; Montgomery 9-43 TD; Ta'ufu'ou 1-3; Longshore 2-(-4)
<b>Passing (C-A-TD-INT-Yds):</b> Longshore 19-29-0-0-146
<b>Receiving:</b> Hawkins 5-43; Jackson 5-39; Best 3-20; Jordan 2-9; Morrah 1-22; Stevens 1-8; Forsett 1-3; Cunningham 1-2
<b>Tackles:</b> Felder 9-42 QS 2 TFL FF; Ezeff 7-0 PBU; Williams 3-4; Thompson 5-1 PBU; Follett 4-1; Alualu 2-3 2 QS 2 TFL; DeCoud 3-1; Moye 3-0 TFL INT; Jordan 2-1 0.5 QS 0.5 TFL; Malele 0-3 0.5 QS 0.5 TFL; Conte 2-1; Hill 1-1 INT
Colorado State
<b>Rushing:</b> Bell 26-102 2 TD; Morton 1-43; Johnson 6-21; Hanie 9-(-9) TD
<b>Passing (C-A-TD-INT-Yds):</b> Hanie 21-30-1-2-301
<b>Receiving:</b> Morton 5-114 TD; Walker 5-53; Hill 3-76; Sperry 2-16; Morton 2-7; Kawulok 1-15; Roberts 1-13; Puga 1-6; Bell 1-1
<b>Tackles:</b> Pagnotta 4-4; Williams 4-2 FF PBU; Horinek 2-4 PBU; Rucks 3-2 PBU; Pottorff 3-2; Hill 3-2 QS TFL; Kubiak 3-1; Cornelson 2-2


\* (AP/USA Today rankings)

DID YOU KNOW? Jim Michalczyk was an All-America lineman at Washington State.

## 2007 GAME SUMMARIES 3-4

## No. 8/8 California 42, Louisiana Tech 12

Sept. 15, 2007 • TV: Comcast Sports • Attendance: 58,057



## GAME 3

**BERKELEY** - Senior tailback Justin Forsett rushed for 152 yards and a career-best three touchdowns to help California improve to 3-0 for the fourth time in the Jeff Tedford era after a 42-12 triumph over Louisiana Tech in the final non-conference game of the season in Memorial Stadium.

Lavelle Hawkins set the tone for the No. 8 Bears when he returned the opening kickoff 90 yards for a touchdown (the first Cal player since Deltha O'Neal in 1996 to return an opening kickoff for a touchdown).

Craig Stevens and Jahvid Best caught TD passes from Nate Longshore, who passed for 230 yards, as Cal won its ninth straight at Memorial Stadium (and 20 of 22). The TD reception was a first for Best, who aided the third quarter touchdown drive with a 41-yard kickoff return. Forsett had a career-long 39-yard scamper to pay dirt in the second quarter as well for his eighth career 100-yard rushing performance.

The defense also stepped up as well. Brandon Hampton and Robert Peele both recorded interceptions, while Tyson Alualu blocked a field goal attempt. Marcus Ezeff and Cody Jones recorded their first career sacks as well.

This was the 300th Cal win in Memorial Stadium since the stadium's inception in 1923.

Score by Quarters	1	2	3	4	OT	Score
Louisiana Tech	0	6	6	0	-	12
California	7	21	7	7	-	42

## SCORING SUMMARY

First Quarter	Drive
Cal - TD Hawkins 90 kickoff (Kay kick), 14:47	—
Second Quarter	
Cal - TD Forsett 2 run (Kay kick), 8:09	4-25, 1:16
LAT - TD Anderson 2 pass from Champion (Horwedel kick failed), 5:20	8-54, 2:49
Cal - TD Forsett 39 run (Kay kick), 4:36	3-51, 0:44
Cal - TD Stevens 17 pass from Longshore (Kay kick), 2:36	3-17, 0:49
Third Quarter	
LAT - TD Jackson 5 pass from Champion (2 pt conv. failed), 10:27	13-65, 4:33
Cal - TD Best 16 pass from Longshore (Kay kick), 8:18	5-47, 2:09
Fourth Quarter	
Cal - TD Forsett 1 run (Kay kick), 9:46	9-83, 3:50

## TEAM STATISTICS

	LaTech	Cal
First Downs	18	25
Rush. Yards (net)	121	217
Passing Yards (net)	153	230
Passes Att-Comp-Int	19-33-2	22-36-1
Total Offense (Plays-Yards)	71-274	72-447
Fumble Returns-Yards	0-0	0-0
Punt Returns-Yards	2-10	4-19
Kickoff Returns-Yards	7-203	7-435
Interception Returns-Yards	1-0	2-43
Punts (Number-Avg)	7-40.9	4-36.8
Fumbles-Lost	1-1	2-0
Penalties-Yards	10-81	8-65
Possession Time	26:54	31:58
Third-Down Conversions	4 of 15	5 of 12
Fourth-Down Conversions	1 of 1	1 of 2
Red-Zone Scores-Chances	2-3	4-6
Sacks By: Number-Yards	2-11	4-34

## INDIVIDUAL STATISTICS

California
<b>Rushing:</b> Forsett 23-152 3 TD; Best 3-27; Montgomery 2-21; Z. Smith 1-15; Ta'ufu'ou 2-11; Jackson 1-6; Riley 2-(-7); Longshore 2-(-8)
<b>Passing (C-A-TD-INT-Yds):</b> Longshore 22-32-2-1-230; Riley 0-3-0-0-0
<b>Receiving:</b> Hawkins 7-87; Jordan 5-47; Jackson 5-28; Stevens 2-16 TD; Young 1-19; Ta'ufu'ou 1-17; Best 1-16 TD
<b>Tackles:</b> Felder 5-5; Ezeff 4-4 QS TFL; Williams 3-4 TFL; DeCoud PBU; Moya 1-4; Alualu 0-5 QS TFL BLK; Mohamed 3-1 PBU; Conte 1-3 TFL; Hampton 3-0 INT; T. Smith 1-2 QS 2 TFL; C. Jones 1-2 QS TFL; E. Young 2-0 QS TFL FF; Peele 1-1 INT
Louisiana Tech
<b>Rushing:</b> Jackson 18-68; Porter 6-34; Griffin 3-27; Beck 1-7; Livas 1-4; Mosley 1-2; Morris 1-(-1); Champion 7-(-20)
<b>Passing (C-A-TD-INT-Yds):</b> Champion 18-32-2-2-149; Mosley 1-1-0-0-4
<b>Receiving:</b> Anderson 5-31 TD; Harrison 4-25; Livas 3-25; Mitchell 2-26; Porter 2-17; Morris 1-12; Beck 1-12; Jackson 1-5
<b>Tackles:</b> Baker 5-6 PBU; Walker 6-1 PBU; Moss 3-4; Crosby 3-3; Dillard 3-3 FF PBU; McBeath 3-3 TFL; Smith 2-4 3 TFL; Young 2-4; Harris 3-2 QS TFL FF; Brown 2-1 TFL INT; Pugh 1-0 QS TFL

## No. 6/8 California 45, Arizona 27

Sept. 22, 2007 • TV: Versus • Attendance: 56,021



## GAME 4

**BERKELEY** - Justin Forsett rushed for 117 yards and two touchdowns as No. 6 California rolled to a 45-27 victory over Arizona at Memorial Stadium. It was the fifth straight Pac-10 opening victory for the Golden Bears, and the 28th game with over 40 points since 2002. Cal's 28-point first quarter outburst tied a school record for the second-most points in a quarter as well.

Nate Longshore passed for 235 yards and a touchdown, while Jahvid Best and James Montgomery made scoring runs for the Golden Bears (4-0, 1-0), whose 24-20 loss in Tucson last season denied them an outright Pac-10 championship and a probable trip to Cal's first Rose Bowl in nearly a half-century.

Cal's offense was lightning quick after scoring two touchdowns in the first 6:31 of the contest - the fastest to open a game since it scored two touchdowns at UCLA in 2005 in the first two minutes and 32 seconds. Three weeks after the Bears avenged last year's season-opening loss to Tennessee, they flattened the Wildcats (1-3, 0-1) by taking a 25-point lead in the first 13 minutes.

Thomas DeCoud led a stout Cal defense with a forced fumble, sack and interception. In fact his bone-crushing hit on Arizona quarterback Willie Tuitama in the first quarter jarred the ball loose, only to be scooped up by Tyson Alualu who rolled into the end zone for a score. Brandon Hampton also recorded an interception for the Bears.

Score by Quarters	1	2	3	4	OT	Score
Arizona	3	7	7	10	-	27
California	28	3	7	7	-	45

## SCORING SUMMARY

First Quarter	Drive
Cal - TD Forsett 9 run (Kay kick), 11:46	4-50, 0:47
Arz - 31 FG Bondzio, 9:03	8-53, 2:43
Cal - TD Hawkins 18 pass from Longshore (Kay kick), 8:29	4-77, 0:34
Cal - TD Best 1 run (Kay kick), 3:20	9-47, 4:01
Cal - TD Alualu 4 fumble recovery (Kay kick), 2:12	—
Second Quarter	
Arz - TD Grigsby 3 run (Bondzio kick), 13:45	9-50, 3:27
Cal - 42 FG Kay, 0:36	8-45, 1:15
Third Quarter	
Cal - TD Montgomery 3 run (Kay kick), 10:53	5-37, 2:07
Arz - TD Tuitama 1 run (Bondzio kick), 7:58	7-69, 2:55
Fourth Quarter	
Arz - TD Thomas 4 pass from Tuitama (Bondzio kick), 14:56	13-69, 4:31
Arz - 32 FG Bondzio, 13:01	4-6, 1:29
Cal - TD Forsett 3 run (Kay kick), 8:53	8-74, 4:08

## TEAM STATISTICS

	UA	Cal
First Downs	22	22
Rush. Yards (net)	21	186
Passing Yards (net)	309	235
Passes Att-Comp-Int	62-42-2	30-16-1
Total Offense (Plays-Yards)	82-330	68-421
Fumble Returns-Yards	0-0	1-4
Punt Returns-Yards	2-(-4)	1-(-1)
Kickoff Returns-Yards	8-175	6-136
Interception Returns-Yards	1-6	2-25
Punts (Number-Avg)	3-38.0	3-45.3
Fumbles-Lost	2-2	1-1
Penalties-Yards	8-73	14-121
Possession Time	33:10	26:50
Third-Down Conversions	5 of 17	6 of 11
Fourth-Down Conversions	1 of 3	0 of 0
Red-Zone Scores-Chances	5-7	5-6
Sacks By: Number-Yards	0-0	3-25

## INDIVIDUAL STATISTICS

California
<b>Rushing:</b> Forsett 23-117 2 TD; Montgomery 8-38 TD; Ta'ufu'ou 2-18; Best 4-15 TD
<b>Passing (C-A-TD-INT-Yds):</b> Longshore 16-30-1-1-235
<b>Receiving:</b> Hawkins 6-95 TD; Jordan 3-43; Jackson 3-39; Best 2-(-1); Morrah 1-49; Stevens 1-10
<b>Tackles:</b> Ezeff 7-7; W. Williams 5-9 QS TFL PBU; Thompson 6-6 TFL FF PBU; DeCoud 3-7 QS TFL FF FR INT; Felder 1-8 TFL; Kane 0-5 TFL; Hampton 2-2 INT; Moya 0-4
Arizona
<b>Rushing:</b> Grigsby 13-42 TD; Jennings 1-0; Tuitama 6-(-21) TD
<b>Passing (C-A-TD-INT-Yds):</b> Tuitama 42-61-1-2-309
<b>Receiving:</b> Thomas 12-105 TD; Johnson 6-51; T. Turner 6-50; Dennard 4-26; Dean 4-21; Grigsby 4-21; Jennings 3-16; Reese 1-16; M. Turner 1-2; Mitchell 1-1
<b>Tackles:</b> Nelson 5-4; Patrick 3-6 TFL; Palmer 3-5 PBU; Fontenot 4-3; Larsen 3-42 PBU; Cason 2-4 TFL INT PBU; Holmes 3-2; Krogstad 2-2; Parker 1-3


\* (AP/USA Today rankings)

DID YOU KNOW? Nyan Boateng was a high school All-American in football and basketball.

## 2007 GAME SUMMARIES 5-6

## No. 6/6 California 31, No. 11/12 Oregon 24

Sept. 29, 2007 • TV: ABC • Attendance: 59,273



**EUGENE, OR** - Cal receiver DeSean Jackson is back. The preseason Heisman hopeful got off to a slow start this season - troubled in part by a sprained thumb - but he emerged with 11 catches for 161 yards and two scores in sixth-ranked California's 31-24 victory over No. 11 Oregon Saturday.

The receptions and the yards were career-bests, and the receiving touchdowns were his first of the season. "This game was the one where I needed to do that and I stepped up and made big plays," said Jackson, who was touted by Cal as a Heisman candidate with a Web site.

Justin Forsett ran for 101 yards and another two scores, and Nate Longshore completed 28 of 43 passes for 285 yards and two scores for the Golden Bears (5-0, 2-0 Pacific-10 Conference). California snapped a seven-game losing streak at Autzen Stadium — they hadn't won there since 1987 — and needed a close call to go their way to hang on to the victory.

With 22 seconds to go, Oregon's Dennis Dixon hit receiver Cameron Colvin, who fumbled trying to reach the ball into the end zone when he was hit by Marcus Ezeff. The loose ball went through the end zone and was ruled a touchdown and possession for Cal. The play was reviewed, the call stood and time ran out for Oregon (4-1, 1-1).

"That had huge significance right there, so they had to get it right," Cal coach Jeff Tedford said. "We knew when we saw it on the big board that there was no way it would be overturned."

Score by Quarters	1	2	3	4	OT	Score
California	0	3	7	21	-	31
Oregon	3	7	7	7	-	24

## SCORING SUMMARY

First Quarter	Drive
Ore - 32 FG Evensen (00:47)	14-77, 4:35
Second Quarter	
Cal - 34 FG Kay (6:20)	13-66, 5:34
Ore - TD Stewart 5 run (Evensen kick), 1:44	16-80, 4:36
Third Quarter	
Cal - TD Jackson 25 pass from Longshore (Kay kick), 4:44	6-58, 2:12
Ore - TD Colvin 42 pass from Dixon (Evensen kick), 2:39	7-74, 2:05
Fourth Quarter	
Cal - TD Forsett 1 run (Kay kick), 14:20	8-59, 3:19
Cal - TD Jackson 31 pass from Longshore (Kay kick), 11:52	5-50, 1:53
Ore - TD Dixon 1 run (Evensen kick), 7:06	10-91, 3:10
Cal - TD Forsett 1 run (Kay kick), 3:11	3-21, 1:12

## TEAM STATISTICS

	CAL	UO
First Downs	21	27
Rush. Yards (net)	115	191
Passing Yards (net)	285	306
Passes Att-Comp-Int	28-43-0	31-44-2
Total Offense (Plays-Yards)	400	497
Fumble Returns-Yards	0-0	0-0
Punt Returns-Yards	1-1	2-2
Kickoff Returns-Yards	5-49	4-43
Interception Returns-Yards	2-8	0-0
Punts (Number-Avg)	7-38.1	5-38.8
Fumbles-Lost	0-0	2-2
Penalties-Yards	5-45	4-35
Possession Time	33:25	26:35
Third-Down Conversions	7 of 16	8 of 15
Fourth-Down Conversions	0 of 0	0 of 0
Red-Zone Scores-Chances	3-4	3-5
Sacks By: Number-Yards	0-0	1-4

## INDIVIDUAL STATISTICS

California
<b>Rushing:</b> Forsett 23-101 2 TD; Best 3-6; Montgomery 1-6; Smith 1-6; Longshore 3-2; Jackson 1-(-4); team 1-(-2)
<b>Passing (C-A-TD-INT-Yds):</b> Longshore 28-43-2-0-285
<b>Receiving:</b> Jackson 11-161 2 TD; Jordan 5-33; Forsett 4-13; Morrah 3-17; Hawkins 2-27; Stevens 2-22; Smith 1-12
<b>Tackles:</b> Ezeff 8-1 FF; Williams 4-5; Felder 1-8 INT; Mohamed 5-3; Thomson 3-5; Hampton 6-0; Hicks 5-1 TFL; Jones 3-3 3 TFL; DeCoud 2-4 PBU; Alualu INT
Oregon
<b>Rushing:</b> Stewart 21-120 TD; Johnson 8-40; Dixon 8-17; Jones 1-15; team 1-(-1)
<b>Passing (C-A-TD-INT-Yds):</b> Dixon 31-44-1-2-306
<b>Receiving:</b> Colvin 7-74 TD; Dickson 6-67; Stewart 5-13; Williams 4-70; Johnson 4-48; Strong 3-17; Larkin 1-10; Jones 1-7
<b>Tackles:</b> Thurmond 6-7 2 TFL 2 PBU; Chung 5-8 TFL PBU; Harper 5-8; Byrd 5-3 TFL; Boyd 4-12 TFL; Agyeman 3-2 TFL; Reed 2-0 QS

## Oregon State 31, No. 2/2 California 28

Oct. 13, 2007 • TV: Versus • Attendance: 63,995



**BERKELEY** - Yvenson Bernard leaped into the end zone on fourth down from the 1 with 8:30 remaining and Oregon State delivered the latest shocker in an upset-filled season, beating the second-ranked Golden Bears and backup quarterback Kevin Riley 31-28.

The win wasn't sealed until Riley was forced to scramble to avoid the pass rush from the 12 with 14 seconds remaining and no timeouts. He was tackled after a 2-yard gain and the clock ran out before the field goal unit could get on the field.

Riley had orchestrated a near-perfect drive up to that point from his own 5 with 1:27 remaining. Oregon State (4-3, 2-2 Pac-10) denied Cal (5-1, 2-1) a chance to seize the top ranking for the first time in 56 years. No. 1 LSU lost in triple overtime at Kentucky earlier in the day, but the Bears were unable to handle their own business, becoming the 10th team ranked in the top 10 to lose to an unranked team already this season. This marked the first time the top two teams lost on the same day since Sept. 21, 1996, when No. 1 Nebraska was beaten 19-0 by Arizona State and No. 2 Tennessee fell 35-29 to Florida.

"We just have to keep our heads up," said receiver Lavelle Hawkins, whose 64-yard TD with 2:31 to go started Cal's comeback from a 10-point deficit.

Oregon State recovered the onside kick after Hawkins' late touchdown and pinned Cal at its own 5 with 1:27 left and no timeouts. Riley, showing great poise after some early game jitters, completed a 19-yard pass to Hawkins on fourth-and-18 and a 37-yarder to Jordan. A pass interference call moved the ball to the 12 with 14 seconds left before the final fateful play.

Score by Quarters	1	2	3	4	OT	Score
Oregon State	7	6	7	11	-	31
California	0	14	0	14	-	28

## SCORING SUMMARY

First Quarter	Drive
OSU - TD Stewart 1 run (Serna kick), 2:09	6-16, 2:39
Second Quarter	
Cal - TD Hawkins 10 pass from Riley (Kay kick), 14:01	7-77, 3:08
OSU - 22 FG Serna (4:27)	5-13, 1:52
Cal - TD Riley 1 run (Kay kick), 00:43	11-87, 3:44
OSU - 52 FG Serna (00:01)	5-23, 0:42
Third Quarter	
OSU - TD Bernard 1 run (Serna kick), 9:14	12-76, 5:46
Fourth Quarter	
Cal - TD Forsett 7 run (Kay kick), 14:25	4-26, 1:40
OSU - TD Bernard 1 run (Brown 2pt conv. from Canfield good), 8:30	12-55, 6:01
OSU - 33 FG Serna (6:13)	5-23, 2:11
Cal - TD Hawkins 64 pass from Riley (Kay kick), 2:31	5-79, 0:55

## TEAM STATISTICS

	CAL	OSU
First Downs	23	17
Rush. Yards (net)	184	153
Passing Yards (net)	294	186
Passes Att-Comp-Int	20-37-1	18-33-1
Total Offense (Plays-Yards)	487	339
Fumble Returns-Yards	0-0	0-0
Punt Returns-Yards	2-13	1-0
Kickoff Returns-Yards	4-220	7-434
Interception Returns-Yards	0-0	1-30
Punts (Number-Avg)	4-55.8	7-38.3
Fumbles-Lost	1-1	2-2
Penalties-Yards	6-60	7-61
Possession Time	26:47	33:13
Third-Down Conversions	7 of 15	4 of 16
Fourth-Down Conversions	2 of 2	1 of 2
Red-Zone Scores-Chances	3-5	5-5
Sacks By: Number-Yards	1-5	3-9

## INDIVIDUAL STATISTICS

California
<b>Rushing:</b> Forsett 28-150 TD; Montgomery 3-18; Best 1-11; Jackson 1-8; Ta'ufo'ou 1-1; Riley 5-(-4) TD
<b>Passing (C-A-TD-INT-Yds):</b> Riley 20-34-2-1-294
<b>Receiving:</b> Hawkins 9-192 2 TD; Jordan 5-68; Jackson 4-5; Stevens 1-23; Morrah 1-6
<b>Tackles:</b> Williams 6-7 2 TFL PBU; DeCoud 5-7 TFL; Felder 3-9; Thompson 4-23 PBU; Kane 0-6; Follett 3-2 FF PBU; M. Malele 1-2 QS TFL; Hampton 2-0 FF
Oregon State
<b>Rushing:</b> Bernard 33-110 2 TD; Rodgers 2-33; Stewart 3-4 TD; Johnson 1-4; Canfield 3-2
<b>Passing (C-A-TD-INT-Yds):</b> Canfield 18-33-0-0-186
<b>Receiving:</b> Bernard 8-53; Brown 3-32; Catchings 2-43; Rodgers 1-22; Powers 1-17; Camp 1-8; Johnson 1-6; Miller 1-5
<b>Tackles:</b> Darlin 6-8 QS TFL FF FR; Laybourn 3-7 PBU; Afalava 7-2 TFL; LaRoque 6-3 TFL; Hughes 2-5; Doggett 3-2 TFL; Smith 3-2 QS

\* (AP/USA Today rankings)


DID YOU KNOW? UCLA has lost five straight games in Berkeley.



## 2007 GAME SUMMARIES 7-8

## UCLA 30, No. 10/9 California 21

Oct. 20, 2007 • TV: ABC • Attendance: 83,494



**PASADENA** - No. 10 Cal suffered a heart-breaking defeat to the UCLA Bruins after Alterraun Verner intercepted Nate Longshore's pass and sprinted 76 yards to the end zone with 1:33 remaining to seal Saturday's 30-21 victory over the Golden Bears.

Cal wide out DeSean Jackson hauled in nine catches for 136 yards and two scores to go over 2,000 career yards receiving. This was also the 22nd straight game with a reception for the junior from nearby Long Beach. Jackson caught his second touchdown of the game in the third quarter – the second time this season he has had two touchdowns in a game (Oregon).

Nate Longshore returned from an ankle injury that sidelined him for a week to throw for 232 yards and a season-high three touchdowns. The junior was a perfect 7-for-7 in Cal's second offensive series which was capped off by a 21-yard touchdown dart to his tight end Craig Stevens in the first quarter.

Freshman Jahvid Best continued to impress when he returned a kickoff 54 yards in the fourth quarter.

Cal's defense recorded also forced and recovered a fumble for a seventh straight game.

Score by Quarters	1	2	3	4	OT	Score
California	7	7	7	0	-	21
UCLA	0	13	7	10	-	30

## SCORING SUMMARY

**First Quarter** **Drive**

Cal - TD Stevens 21 pass from Longshore (Kay kick), 6:43 12-71, 5:21

**Second Quarter**

UCLA - 32 FG Forbath (14:56) 15-55, 6:39

UCLA - TD Paulsen 2 pass from Cowan (Forbath kick), 11:08 2-66, 0:19

Cal - TD Jackson 39 pass from Longshore (Kay kick), 9:06 4-47, 1:55

UCLA - 28 FG Forbath (5:42) 10-65, 3:19

**Third Quarter**

UCLA - TD Johnson 29 pass from Breazell (Forbath kick), 11:25 10-80, 3:35

Cal - TD Jackson 2 pass from Longshore (Kay kick), 2:06 10-67, 4:19

**Fourth Quarter**

UCLA - 27 FG Forbath (3:08) 11-42, 5:29

UCLA - TD Verner 76 Int (Forbath kick), 1:33 —

## TEAM STATISTICS

	Cal	UCLA
First Downs	19	22
Rush. Yards (net)	67	183
Passing Yards (net)	232	190
Passes Att-Comp-Int	22-34-3	19-28-0
Total Offense (Plays-Yards)	299	373
Fumble Returns-Yards	0-0	0-0
Punt Returns-Yards	0	2-1
Kickoff Returns-Yards	4-245	7-399
Interception Returns-Yards	0	3-111
Punts (Number-Avg)	5-34.4	4-39.0
Fumbles-Lost	3-1	4-2
Penalties-Yards	8-57	8-71
Possession Time	30:54	29:06
Third-Down Conversions	7 of 15	7 of 15
Fourth-Down Conversions	0 of 1	1 of 1
Red-Zone Scores-Chances	1-2	4-5
Sacks By: Number-Yards	1-6	1-2

## INDIVIDUAL STATISTICS

**California**

**Rushing:** Forsett 25-76; Jackson 2-(-3); Best 3-(-6)

**Passing (C-A-TD-INT-Yds):** Longshore 22-34-3-3-232

**Receiving:** Jackson 9-136 2 TD; Forsett 4-16; Hawkins 3-25; Best 3-13; Stevens 2-26 TD; Cunningham 1-16

**Tackles:** Felder 10-0; Follett 8-2 QS TFL PBU; Thompson 9-0; Hampton 4-1 FR PBU; Alualu 3-2 FR; Williams 4-0 TFL FF

**UCLA**

**Rushing:** Bell 22-142; Breazell 3-21; Moline 8-19; Markey 2-4; Ramirez 5-0; Cowan 4-(-1)

**Passing (C-A-TD-INT-Yds):** Cowan 18-27-1-0-161; Breazell 1-1-1-0-29

**Receiving:** Cowan, J. 7-39; Breazell 4-68; Paulsen 2-22 TD; Bell 2-13; Johnson 1-29 TD; Austin 1-8; Graves 1-6; Moline 1-5

**Tackles:** Taylor 6-4 3 TFL; Keyes 4-6 TFL INT; Horton 6-1; Brown 5-1; Verner 3-32 TFL 2 INT 3 PBU; Carter 3-2

## No. 7/7 Arizona State 31, No. 18/20 California 20

Oct. 27, 2007 • TV: FSN • Attendance: 71,706



**TEMPE, AZ** - California could not protect a 13-point first quarter lead as the No. 7-ranked Arizona State Sun Devils rallied for a 31-20 win on Saturday night.

The Golden Bear defense helped set the tone early when Cameron Jordan, a product of nearby Chandler, Ariz., pounced on a fumble caused by Rulon Davis and returned it 13 yards for the first touchdown of the game. Davis, seeing his first action since the Louisiana Tech game, finished with two tackles, a sack and forced fumble. Cal has now forced and recovered a fumble in all eight games this season.

Senior receiver Robert Jordan broke a school record with his 37th game with at least one reception. He finished with five catches for 85 yards. Fellow wide out DeSean Jackson hauled in five catches for a team-high 88 yards and an acrobatic touchdown grab; keeping one foot inbounds in the back corner of the end zone in the second quarter.

Arizona State followed a familiar script to stay perfect. The Sun Devils overcame a double-digit deficit at home for the third time this year.

Nate Longshore threw for 261 yards and a touchdown for the Golden Bears (5-3, 2-3 Pac-10), who dropped their third straight. Arizona State held Cal to a field goal on first-and-goal at the 5 late in the first quarter, and instead of facing a 17-0 deficit, the Sun Devils trailed only 13-0.

The stop inspired the offense, which shook off some early struggles and marched 59 yards for a TD on its next possession. California answered by scoring touchdowns on consecutive plays, however, the first was called back on offensive pass interference on DeSean Jackson, who caught a 22-yarder to make it 20-7 on the next play.

Score by Quarters	1	2	3	4	OT	Score
California	13	7	0	0	-	20
Arizona State	0	14	10	7	-	31

## SCORING SUMMARY

**First Quarter** **Drive**

Cal - TD Jordan, C. 13 fumble recovery (Kay kick), 9:54 —

Cal - 41 FG Kay (7:02) 6-61, 1:15

Cal - 22 FG Kay (1:13) 10-68, 3:49

**Second Quarter**

ASU - TD Nance 11 run (Weber kick), 13:48 7-59, 2:17

Cal - TD Jackson 21 pass from Longshore (Kay kick), 9:32 11-89, 4:07

ASU - TD Nance 2 run (Weber kick), 3:42 12-65, 5:50

**Third Quarter**

ASU - TD Nance 8 run (Weber kick), 10:03 9-91, 3:42

ASU - 47 FG Weber (1:16) 10-67, 4:25

**Fourth Quarter**

ASU - TD Williams 12 pass from Carpenter (Weber kick), 7:07 8-45, 4:17

## TEAM STATISTICS

	Cal	ASU
First Downs	18	25
Rush. Yards (net)	84	144
Passing Yards (net)	261	219
Passes Att-Comp-Int	18-36-2	17-29-0
Total Offense (Plays-Yards)	61-359	82-363
Fumble Returns-Yards	1-13	0-0
Punt Returns-Yards	1-(-)1	2-28
Kickoff Returns-Yards	6-137	4-83
Interception Returns-Yards	0	2-16
Punts (Number-Avg)	5-44.8	5-42.0
Fumbles-Lost	0	1-1
Penalties-Yards	11-78	8-60
Possession Time	22:30	37:30
Third-Down Conversions	3 of 11	9 of 19
Fourth-Down Conversions	0 of 0	2 of 2
Red-Zone Scores-Chances	2-2	4-5
Sacks By: Number-Yards	2-20	0-0

## INDIVIDUAL STATISTICS

**California**

**Rushing:** Forsett 17-62; Best 3-13; Jackson 1-5; Jordan 1-4; Hawkins 1-3; Smith 1-2; Montgomery 1-(-5)

**Passing (C-A-TD-INT-Yds):** Longshore 18-36-1-2-261

**Receiving:** Jackson 5-88 TD; Jordan 5-85; Hawkins 5-44; Forsett 1-29; Stevens 1-21; Best 1-8

**Tackles:** Williams 8-2 TFL; DeCoud 8-1; Felder 6-3; Thompson 6-0 TFL; Moya 5-0; Hampton 3-2; Davis 2-1 QS FF; Jordan 1-2 QS FR TD

**ASU**

**Rushing:** Herring 24-96; Nance 21-85 3 TD; McGaha 1-(-7); Carpenter 4-(-19); Team 3-(-11)

**Passing (C-A-TD-INT-Yds):** Carpenter (17-29-1-0-219)

**Receiving:** McGaha 4-58; Nance 3-47; Jones 2-36; Williams 2-29 TD; Miller 2-17; Burgess 1-20; Thompson 1-14; Taylor 1-5; Carpenter 1-(-7)

**Tackles:** Barrett 6-12 TFL; Tryon 6-1 INT 2 PBU; Nolan 5-1; Nixon 3-3 Bolden 3-2; Vasquez 3-1 TFL; James 1-2 INT


\* (AP/USA Today rankings)

DID YOU KNOW? Cal's Walter Gordon was one of the first African-Americans to play major college football.

## 2007 GAME SUMMARIES 9-10

## No. 24/NR California 20, Washington State 17

Nov. 3, 2007 • TV: FSN • Attendance: 55,711



**BERKELEY** - Justin Forsett rushed for 132 yards and two touchdowns, and California snapped its three-game losing streak with a stellar defensive effort in a 20-17 victory over Washington State.

Forsett had a 44-yard scoring run with 2:42 to play for the Golden Bears (6-3, 3-3 Pac-10), and receiver Lavelle Hawkins clinched it by recovering an onside kick after Charles Dillon's 18-yard scoring catch and Washington State's 2-point conversion with 19 seconds left.

Forsett's performance pushed his rushing total to 1,005 yards for the season while also moving him into sixth place on Cal's all-time rushing list with 2,679 yards (passing J.J. Arrington).

The Bears controlled the clock throughout the game, putting together its two longest scoring drives of the season (20 plays, 91 yards, 10:22) in the second quarter, resulting in a field goal; and 17 plays, 80 yards, 7:56 on its first drive in the first quarter (resulting in a touchdown). Cal was also a perfect 5-for-5 in third down conversions during that first quarter drive.

Three straight losses didn't discourage the Bears defense, which frustrated quarterback Alex Brink and kept the Cougars (3-6, 1-5) out of the end zone until Dillon's desperate TD reception. Syd'Quan Thompson snared his first interception of the season, while Worrell Williams jarred his third forced fumble of the year.

Cal played the game in its alternate gold uniforms for the fifth time - the Bears are now a perfect 5-0 when wearing the alternates.

Score by Quarters	1	2	3	4	OT	Score
Washington State	0	0	6	11	-	17
California	7	3	3	7	-	20

## SCORING SUMMARY

First Quarter	Drive
Cal - TD Forsett 1 run (Kay kick), 5:32	17-80, 7:56
Second Quarter	
Cal 24 FG Kay (6:21) 20-91, 10:22	
Third Quarter	
WSU - 42 FG Abdolmohammadi (10:54)	11-35, 3:11
Cal - 32 FG Kay (6:36)	11-41, 4:18
WSU - 29 FG Abdolmohammadi (0:19)	7-42, 2:14
Fourth Quarter	
WSU - 35 FG Abdolmohammadi (5:58)	8-75, 2:33
Cal - TD Forsett 44 run (Kay kick), 2:42	6-72, 3:16
WSU - TD Dillon 18 pass from Brink (Collins 2 pt conversion good)	9-85, 2:23

## TEAM STATISTICS

	WSU	Cal
First Downs	17	22
Rush. Yards (net)	52	169
Passing Yards (net)	306	213
Passes Att-Comp-Int	22-46-1	26-39-1
Total Offense (Plays-Yards)	68-358	81-382
Fumble Returns-Yards	0-0	0-0
Punt Returns-Yards	1-0	0-0
Kickoff Returns-Yards	4-159	5-313
Interception Returns-Yards	1-0	1-38
Punts (Number-Avg)	6-43.8	4-36.5
Fumbles-Lost	2-0	2-2
Penalties-Yards	5-28	3-35
Possession Time	22:33	37:27
Third-Down Conversions	4 of 16	12 of 19
Fourth-Down Conversions	2 of 2	1 of 1
Red-Zone Scores-Chances	3-3	3-4
Sacks By: Number-Yards	0-0	1-13

## INDIVIDUAL STATISTICS

California
<b>Rushing:</b> 32-132 2 TD; Jackson 2-21; Best 3-18; Montgomery 1-0; Team 1-(-1); Longshore 3-(-1)
<b>Passing (C-A-TD-INT-Yds):</b> Longshore 26-39-0-1-213
<b>Receiving:</b> Hawkins 9-78; Jackson 5-45; Jordan 4-36; Stevens 3-27; Best 3-18; Forsett 1-6; Morrah 1-3
<b>Tackles:</b> Conte 6-4 TFL; Williams 5-4 TFL FF; DeCoud 3-4 PBU; Follett 3-3 QS TFL 3 PBU; 2-3 TFL; Mohamed 2-3 PBU; Alualu 3-1; Thompson 2-2 INT 2 PBU
<b>WSU</b>
<b>Rushing:</b> McCall 16-53; Brink 6-(-)1
<b>Passing (C-A-TD-INT-Yds):</b> Brink 22-45-1-1-306
<b>Receiving:</b> Gibson 4-136; Bumpus 4-47; Collins 4-39; McCall 4-20; Dillon 3-33; Frischknecht 3-31
<b>Tackles:</b> Abdullah 7-7 2 TFL; Evans 3-9 TFL FR; Mattingly 7-4 FR; Hicks 6-4 3 TFL INT 2 PBU; Dunn 3-7 TFL; Trent 2-4; Nwachukwu 4-1; Giles 3-1 TFL

## No. 12/15 USC 24, California 17

Nov. 10, 2007 • TV: ESPN/ABC • Attendance: 72,516



**BERKELEY** - Justin Forsett's season-high 164 yards rushing were not enough as USC rode its running back, Chauncey Washington's career-high 220 yards to a 24-17 victory over Cal on Saturday night.

The thrilling game, as well as Cal's 1975 throwback uniforms, was overshadowed by the torrential downpour that lasted the entire game, causing both teams to flounder with footing, execution and tackling.

Forsett's rushing total came against a defense which entered the game in the top five in the nation against the run. Lavelle Hawkins hauled in his fifth receiving touchdown (a 20-yard grab) - extending his body in the back of the end zone - in the third quarter to help knot the score at 17-17.

Washington and Trojan quarterback John David Booty (129 yards passing) led a tiebreaking 96-yard scoring drive through the rain and mist in the fourth quarter, capped by Stafon Johnson's 3-yard TD run with 7:38 left.

The Bears mounted a promising drive in the final minutes, with Forsett scampering deep into USC territory on a 34-yard screen pass with 3 minutes left, but Nate Longshore's pass to Robert Jordan was snatched out of the air by cornerback Terrell Thomas.

Cal's defense did all it could against the high-powered Trojan offense, as Thomas DeCoud forced a fumble in the third quarter on USC's opening drive to begin the second half. The Bears recovered their second fumble of the evening (by freshman Chris Conte), courtesy of a fumbled snap by John David Booty, in the fourth quarter.

Score by Quarters	1	2	3	4	OT	Score
USC	7	7	3	7	-	24
California	7	3	7	0	-	17

## SCORING SUMMARY

First Quarter	Drive
Cal - TD Forsett 17 run (Kay kick), 7:18	9-73, 3:30
USC - TD Havili 5 pass from Booty (Buehler kick), 5:20	5-50, 1:58
Second Quarter	
Cal - 23 FG Kay (8:51)	15-86, 8:16
USC - TD Washington 36 run (Buehler kick), 4:26	9-71, 4:25
Third Quarter	
USC - 28 FG Buehler (9:57)	4-2, 0:51
Cal - TD Hawkins 20 pass from Longshore (Kay kick), 0:57	7-46, 2:25
Fourth Quarter	
USC - TD Johnson 3 run (Buehler kick), 7:38	10-96, 4:46

## TEAM STATISTICS

	USC	Cal
First Downs	19	25
Rush. Yards (net)	239	200
Passing Yards (net)	129	199
Passes Att-Comp-Int	11-20-0	13-29-2
Total Offense (Plays-Yards)	68-368	74-399
Fumble Returns-Yards	0-0	0-0
Punt Returns-Yards	1-0	1-0
Kickoff Returns-Yards	5-329	4-224
Interception Returns-Yards	2-0	0-0
Punts (Number-Avg)	6-34.0	7-35.4
Fumbles-Lost	4-2	2-1
Penalties-Yards	8-40	6-50
Possession Time	30:19	29:41
Third-Down Conversions	7 of 14	4 of 13
Fourth-Down Conversions	0 of 0	0 of 0
Red-Zone Scores-Chances	3-4	3-3
Sacks By: Number-Yards	1-15	0-0

## INDIVIDUAL STATISTICS

California
<b>Rushing:</b> Forsett 31-164 TD; Hawkins 3-19; Best 3-18; Ta'ufo'ou 2-8; Montgomery 2-5; Longshore 4-(-14)
<b>Passing (C-A-TD-INT-Yds):</b> Longshore 13-29-1-2-199
<b>Receiving:</b> Jackson 5-64; Hawkins 3-53 TD; Forsett 2-45; Jordan 2-36; Morrah 1-1
<b>Tackles:</b> DeCoud 4-8 FF; Felder 4-4 TFL; Williams 3-4; Follett 1-5 TFL PBR; Conte 3-2 FR; Kane 2-3 TFL; Alualu 0-5 TFL FR; Mohamed 2-2; Hicks 2-2
<b>USC</b>
<b>Rushing:</b> Washington 29-220 TD; Johnson 7-9 TD; McKnight 4-9; Booty 5-6; Team 3-(-5)
<b>Passing (C-A-TD-INT-Yds):</b> Booty 11-20-1-0-129
<b>Receiving:</b> Davis 4-54; Hazelton 4-50; Turner 1-13; McKnight 1-7; Havili 1-5 TD
<b>Tackles:</b> Mays 7-3 3 PBU; Ellison 3-5 INT; Ellis 3-3; Williams 5-0 TFL; Maulaluga 4-1; Jackson 3-2 FR; Thomas 3-2 QS FF INT; Maiava 3-1; Cushing 2-2 1.5 TFL


\* (AP/USA Today rankings)

DID YOU KNOW? The Bears allowed only 33 total points in 1937 and defeated Alabama, 13-0, in the Rose Bowl.

## 2007 GAME SUMMARIES 11-12

## Washington 37, California 23

Nov. 17, 2007 • TV: ABC • Attendance: 60,005



**SEATTLE, WA** - The Washington Huskies used a potent ground attack, with Louis Rankin tallying 224 rushing yards, to hand the California Golden Bears a 37-23 loss on a cold and bitter Saturday afternoon at Husky Stadium.

Washington took a 14-0 lead by running 16 times on its first 18 plays - Rankin ran for 125 yards in the first quarter, including a 5-yard touchdown run. However, Longshore completed his first nine passes and got the Bears back in the game with three touchdown passes in the first half. Backup running back James Montgomery hauled in his first career touchdown reception in the second quarter, while tight end Craig Stevens snared his third touchdown of the season in the second quarter as well. Tight end Cameron Morrah also had a TD grab in the first quarter.

Longshore finished the contest with 238 yards passing on 20-of-28 attempts. Justin Forsett registered a career-long 58 rush in the second quarter to help set up Cal's third touchdown of the game as he finished with 141 yards on the ground - his eighth 100-yard rushing games this season and the 14th of his career.

Robert Jordan pulled down a season-long 42-yard reception in the third quarter and extended his consecutive receptions streak to 40 games. DeSean Jackson also extended his receptions streak to 27 games before leaving the game with a leg injury.

Thomas DeCoud paced the Bears with a career-high 16 tackles in the losing effort.

Score by Quarters	1	2	3	4	OT	Score
California	6	14	3	0	-	23
Washington	14	14	6	3	-	37

## SCORING SUMMARY

First Quarter	Drive
Wash - TD Rankin 5 run (Perkins kick), 12:50	5-71, 2:10
Wash - TD Johnson 5 run (Perkins kick), 5:27	13-87, 6:08
Cal - TD Morrah 19 pass from Longshore (Kay kick failed), 1:40	9-74, 3:47
Second Quarter	
Cal - TD Stevens 16 pass from Longshore (Kay kick), 9:14	13-81, 6:15
Wash - TD Kravitz 1 run (Perkins kick), 7:23	3-32, 0:30
Cal - TD Montgomery 14 pass from Longshore (Kay kick), 1:25	4-76, 1:32
Wash - TD Reece 12 pass from Bonnell (Perkins kick), 0:12	4-21, 0:23
Third Quarter	
Wash - 45 FG Perkins (11:41)	6-46, 3:19
Cal - 21 FG Kay (8:29)	7-55, 3:12
Wash - 29 FG Perkins (0:13)	12-68, 5:25
Fourth Quarter	
Wash - 19 FG Perkins (7:54)	4-9, 2:06

## TEAM STATISTICS


	Cal	UW
First Downs	16	20
Rush. Yards (net)	163	360
Passing Yards (net)	236	108
Passes Att-Comp-Int	20-28-1	7-19-0
Total Offense (Plays-Yards)	55-383	75-442
Fumble Returns-Yards	0-0	0-0
Punt Returns-Yards	3-23	2-64
Kickoff Returns-Yards	7-150	6-133
Interception Returns-Yards	0-0	1-1
Punts (Number-Avg)	4-46.8	5-41.4
Fumbles-Lost	3-2	1-0
Penalties-Yards	6-54	7-55
Possession Time	26:18	33:42
Third-Down Conversions	4 of 11	6 of 15
Fourth-Down Conversions	1 of 2	0 of 1
Red-Zone Scores-Chances	4-4	6-7
Sacks By: Number-Yards	3-24	0-0

## INDIVIDUAL STATISTICS

California
<b>Rushing:</b> Forsett 22-141; Hawkins 1-5; Montgomery 3-3; Team 1-(-2)
<b>Passing (C-A-TD-INT-Yds):</b> Longshore 20-28-3-1-236
<b>Receiving:</b> Hawkins 6-58; Jordan 4-71; Jackson 4-31; Stevens 2-33 TD; Forsett 2-10; Morrah 1-19 TD; Montgomery 1-14 TD
<b>Tackles:</b> DeCoud 13-3; Follett 7-0 2 TFL 2 QS; Alualu 5-2; Williams 4-2; Felder 3-1; Kane 2-2; Moyer 3-0 TFL QS; Allen 3-0; Jones 2-1
Washington
<b>Rushing:</b> Rankin 21-224 TD; Johnson 23-121 TD; Shaw 2-9; Kravitz 3-5 TD; Homer 1-0; Team 2-(-2); Bonnell 4-(-23)
<b>Passing (C-A-TD-INT-Yds):</b> Bonnell 7-19-1-0-108
<b>Receiving:</b> Russo 3-26; Ellis 1-51; Reece 1-12 TD; Kirton 1-11; Lewis 1-8
<b>Tackles:</b> Harris 7-4 TFL; Te'o-Neshiem 3-5 2 TFL; Mosley 5-2 TFL; Foster 4-1; Lewis 3-1; Reffett 3-0 TFL FF; Forrester 1-2; Tuasosopo 1-2

## Stanford 20, California 13

December 1, 2007 • TV: Versus • Attendance: 49,209



**STANFORD** - In the 110<sup>th</sup> edition of the Big Game, Stanford used its home field advantage in its newly-renovated stadium to hold on for a 20-13 victory over arch-rival Cal. The loss was Cal's first in the ninth-longest rivalry in NCAA history since the 2001 season.

Stanford struck first, going ahead early in the first quarter on a 28-yard pass play, but then Cal quarterback Nate Longshore evened things up with a beautiful play-action pass to Robert Jordan for a 46-yard score. Jordan finished the day with a game-high 99 receiving yards. The two teams traded field goals before the Cardinal connected on a 38-yarder to go into halftime with a 13-10 advantage.

In the second half, Stanford's defense forced five straight punts and finally managed to punch in its second touchdown of the day for a 20-10 lead. As Cal battled furiously to get back on top, Stanford's defense managed a pair of interceptions, holding Cal to just a 42-yard Jordan Kay field goal late in the fourth quarter.

On their final drive, the Golden Bears converted a 4<sup>th</sup>-and-6 on a Longshore delivery to Lavelle Hawkins at the Stanford 19-yard line. However, one try for the end zone was dropped and the third effort was picked off by the Cardinal to clinch the victory.

Longshore went 22-of-46 for 252 yards while Justin Forsett rushed for 96 yards.

Score by Quarters	1	2	3	4	OT	Score
California	7	3	0	3	-	13
Stanford	7	6	7	0	-	20

## SCORING SUMMARY

First Quarter	Drive
Stan - TD Bradford 28 pass from Ostrander (Belch kick), 10:49	1-28, 0:08
Cal - TD Jordan 46 pass from Longshore (Kay kick), 7:20	7-91, 3:24
Second Quarter	
Stan - 36 FG Belch, 12:55	15-58, 5:47
Cal - 27 FG Kay, 7:10	13-71, 5:36
Stan - 38 FG Belch, 3:46	10-41, 3:18
Third Quarter	
Stan - TD Gunder 1 pass from Pritchard (Belch kick), 8:00	4-41, 1:47
Fourth Quarter	
Cal - 42 FG Kay, 4:34	10-61 2:50

## TEAM STATISTICS

	Cal	Stan
First Downs	17	20
Rush. Yards (net)	108	120
Passing Yards (net)	252	196
Passes Att-Comp-Int	22-47-2	21-33-1
Total Offense (Plays-Yards)	71-360	72-316
Fumble Returns-Yards	0-0	0-0
Punt Returns-Yards	2-4	2-(-1)
Kickoff Returns-Yards	5-114	4-72
Interception Returns-Yards	1-0	2-0
Punts (Number-Avg)	6-39.8	6-33.8
Fumbles-Lost	1-1	1-1
Penalties-Yards	10-118	5-30
Possession Time	28:02	31:58
Third-Down Conversions	5 of 17	6 of 16
Fourth-Down Conversions	1 of 1	0 of 0
Red-Zone Scores-Chances	1-2	3-4
Sacks By: Number-Yards	1-5	2-15

## INDIVIDUAL STATISTICS


California
<b>Rushing:</b> Forsett 19-96; Hawkins 1-26; Montgomery 2-1; Longshore 2-(-15)
<b>Passing (C-A-TD-INT-Yds):</b> Longshore 22-47-1-2-252
<b>Receiving:</b> Hawkins 7-63; Jordan 4-99 TD; Arthur 3-25; Forsett 3-10; Montgomery 2-33; Stevens 2-18; Ta'ufu'ou 1-4
<b>Tackles:</b> DeCoud 8-3; Mohamed 6-2 TFL; Alualu 4-4 FR PBU; Thompson 6-1; Follett 4-3 2 TFL FF; Van Hoesen 1-5; Hicks 3-2 TFL INT PBU; Hampton 4-0 PBU; Moyer 0-4; Williams 3-0
Stanford
<b>Rushing:</b> Stewart 24-70; McGraw 8-35; Pritchard 3-21; Baldwin 1-3; Gatewood 2-(-4); Ostrander 1-(-5)
<b>Passing (C-A-TD-INT-Yds):</b> Ostrander 16-23-1-0-151; Pritchard 5-9-1-0-45; Bradford 0-1-1-0-0
<b>Receiving:</b> Bradford 5-84 TD; Moore 4-36; Ladner 3-31; McGraw 3-14; Baldwin 2-20; Stewart 2-6; Gunder 2-5 TD
<b>Tackles:</b> McNally 8-5 1.5 TFL; Amajoyi 5-3; Snyder 6-1 QS 2.5 TFL FF FR; Evans 4-2; Maynor 2-3 QS 2.5 TFL PBU; Sanchez 1-3 TFL 2 INT PBU



## 2007 GAME SUMMARY 13

## California 42, Air Force 36

December 31, 2007 • TV: ESPN • Attendance: 40,905



**FORT WORTH** - California had its largest comeback victory in a bowl game while lifting head coach Jeff Tedford to his school-record fourth bowl triumph with a 42-36 win over Air Force in the Bell Helicopters Armed Forces Bowl in Fort Worth, Texas.

The Falcons' crisp option offense kept the Golden Bears guessing through the first 20 minutes of the game as Air Force scored on two early drives, then pushed in another seven after a Bear miscue on a kickoff.

However, with Cal backup quarterback Kevin Riley stepping into the rotation, the Cal offense came to life. The freshman signal-caller eluded a pass rush and connected with DeSean Jackson in the end zone for a

40-yard score and proceeded to find fellow standout receivers Lavelle Hawkins and Robert Jordan for touchdowns to pull the Bears within three, 24-21, midway through the third quarter.

While Cal went to a relentless ground attack behind tailback Justin Forsett in his hometown, the Bear defense settled into a 3-4 alignment to take away the edge from the speedy Falcon backs. Forsett scored a pair of ground TDs and Air Force tallied just two field goals before Riley put the game away with a nifty option run of his own for a 42-30 advantage.

Riley earned MVP honors by connecting on 16-of-19 passes for 269 yards and three touchdowns through the air while also rushing for one score. Forsett tallied 140 yards on the ground and DeCoud paced the defense with 10 tackles. Jordan was the receiving hero with six catches for 148 yards., one off the Golden Bear bowl record.

Score by Quarters	1	2	3	4	OT	Score
California	0	14	14	14	-	42
Air Force	7	14	6	9	-	36

## SCORING SUMMARY

First Quarter	Drive
AF - TD Carney 1 run (Harrison kick), 8:27	9-87, 3:46
Second Quarter	
AF - TD Dekker 7 pass from Carney (Harrison kick), 14:10	12-65, 5:00
AF - TD Ollis 8 run (Harrison kick), 12:08	5-40, 1:57
Cal - TD Jackson 40 pass from Riley (Kay kick), 10:31	4-70, 1:37
Cal - TD Hawkins 5 pass from Riley (Kay kick), 4:09	10-70, 4:12
Third Quarter	
AF - 29 FG Harrison, 10:29	10-64, 4:25
Cal - TD Jordan 18 pass from Riley (Kay kick), 7:49	8-62, 2:34
AF - 19 FG Harrison, 2:50	12-54, 4:49
Cal - TD Forsett 1 run (Kay kick), 1:33	3-56, 1:11
Fourth Quarter	
Cal - TD Forsett 21 run (Kay kick), 10:59	8-76, 3:50
AF - 47 FG Harrison, 7:25	8-33, 3:29
Cal - TD Riley 1 run (Kay kick), 6:13	4-73, 1:05
AF - TD Hall 4 run (Rush failed), 2:23	7-37, 1:28

## TEAM STATISTICS

	Cal	AF
First Downs	26	24
Rush. Yards (net)	202	312
Passing Yards (net)	305	113
Passes Att-Comp-Int	21-27-0	9-20-0
Total Offense (Plays-Yards)	61-507	81-425
Fumble Returns-Yards	0-0	0-0
Punt Returns-Yards	0-0	0-0
Kickoff Returns-Yards	5-84	6-113
Interception Returns-Yards	0-0	0-0
Punts (Number-Avg)	1-43.0	3-41.7
Fumbles-Lost	2-2	0-0
Penalties-Yards	3-25	5-44
Possession Time	24:53	35:07
Third-Down Conversions	7 of 9	5 of 16
Fourth-Down Conversions	0 of 1	4 of 5
Red-Zone Scores-Chances	4-5	6-6
Sacks By: Number-Yards	0-0	0-0

## INDIVIDUAL STATISTICS

California
<b>Rushing:</b> Forsett 23-140 TD; Montgomery 4-41; Riley 4-17 TD; Hawkins 1-7; Team 1-(-)3
<b>Passing (C-A-TD-INT-Yds):</b> Riley 16-19-3-0-269; Longshore 5-8-0-36
<b>Receiving:</b> Jordan 6-148 TD; Jackson 5-81 TD; Forsett 3-21; Hawkins 3-17 TD; Cunningham 2-15; Ta'ufu'ou 1-12; Morrah 1-11
<b>Tackles:</b> DeCoud 9-1 TFL PBU; Williams 6-1 TFL; Thompson 6-0 3 TFL; Moye 5-1; Hampton 5-0 TFL; Johnson 5-0; Mohamed 4-1; Follett 3-2 TFL; Van Hoesen 3-2; Hill 3-2
Air Force
<b>Rushing:</b> Carney 15-108 TD; Ollis 16-101 TD; Hall 19-63 TD; Smith 4-33; McCarthy 2-6; Williams 3-3; Newell 1-1; Paffett 1-(-)3
<b>Passing (C-A-TD-INT-Yds):</b> Smith 4-12-0-0-45; Carney 5-8-1-0-68
<b>Receiving:</b> Dekker 4-63 TD; Hall 4-36; Root 1-14
<b>Tackles:</b> Kemp 8-1 TFL FF; Giannini 7-2 2 PBU; Fowler 6-3; Thomas 6-2 2 PBU; Bird 2-2; Shanor 3-0 FR

## 2007 TEAM AWARDS

## BEAR BACKER AWARD

**(MVP, as voted by the team)**  
Justin Forsett (offense)  
Thomas DeCoud (defense)

## KEN HARVEY AWARD

**(player showing special academic commitment and improvement)**  
Lavelle Hawkins

## KEN COTTON AWARD

**(most courageous player)**  
Mike Gibson (offense)  
Matt Malele (defense)

## STUB ALLISON AWARD

**(most inspirational player)**  
Justin Forsett

## JOE ROTH AWARD

**(player best exemplifying courage, attitude and sportsmanship)**  
Justin Moye

## ANDY SMITH AWARD

**(player with the most Big C time)**  
Thomas DeCoud

## MOST VALUABLE BACK

Justin Forsett (offense)  
Thomas DeCoud (defense)

## BRICK MULLER AWARD

**(most valuable linemen)**  
Alex Mack (offense)  
Tyson Alualu (defense)

## BOB TESSIER AWARD

**(most improved linemen)**  
Brian De La Puente (offense)  
Cameron Jordan (defense)

## CORT MAJORS AWARD

**(team captains)**  
Craig Stevens  
Thomas DeCoud

## DINK ARTAL AWARD

**(player best exemplifying Cal spirit)**  
John Allen

## MOST IMPROVED PLAYER

Julian Arthur (offense)  
Brandon Hampton (defense)

## J. SCOTT DUNCAN AWARD

**(most valuable special teams player)**  
Jahvid Best

## BOB SIMMONS AWARD

**(most valuable freshman)**  
Jahvid Best

## FRANK J. SCHLESSINGER COACHES AWARD

**(player who demonstrates outstanding athletic ability, academic success and community service)**  
Craig Stevens

## PAPPY WALDORF COACHES AWARD

**(player who exemplifies what players from the Pappy Waldorf era exemplified)**  
Greg Van Hoesen

## EVERETT MERRIMAN AWARD

**(player demonstrating a commitment to community service)**  
Tom Schneider

## STRENGTH AWARDS

**Senior Lifter of the Year:**  
Greg Van Hoesen  
**Freshman Lifter of the Year:**  
Brock Mansion

## SCOUT TEAM PLAYER OF THE YEAR HONORS

**Offense:**  
Sam DeMartinis, Michael Calvin  
**Defense:**  
D.J. Campbell, D.J. Holt  
**Special Teams:**  
John Tyndall, Will Kapp


## BERKELEY BREAKFAST CLUB AWARD

**(Big Game outstanding players)**  
Robert Jordan (offense)  
Zack Follett (defense)

## SPECIAL RECOGNITION

**(career award for dedication and school record for consecutive games with a reception)**  
Robert Jordan

## OUTGOING PLAYERS BIOGRAPHIES



**JOHN ALLEN** **#93**  
**DE, 6-1, 250** ..... **Los Gatos, CA**  
**2 V** ..... **Los Gatos HS**

**2007:** Logged action in all 13 games with seven starts at defensive end ... earned his first career start at UCLA ... credited with 14 tackles and a fumble recovery ... recorded his first career tackle at Colorado State (finished with two) ... added his first career fumble recovery vs. Louisiana Tech ... tallied a season-high three tackles at Washington ... selected to the Pac-10 All-Academic Second Team for the second year in a row ... earned the team's Dink Artal Award for the player best exemplifying Cal spirit.

**2006:** Saw action in five games, primarily on special teams, but did not record any stats ... selected to the Pac-10 All-Academic Second Team.


**2005:** Saw the first playing time of his career, appearing in six games.

**2004:** Did not see any varsity action.

**2003:** Redshirted the season.

## ALLEN'S CAREER STATISTICS

Year	G/GS	UT-AT-TT	Loss	Sacks	INT	FR	PBU
2005	6/0	0-0-0	0-0	0-0	0-0	0	1
2006	5/0	0-0-0	0-0	0-0	0-0	0	0
2007	12/6	6-7-13	0-0	0-0	0-0	1	0
<b>Total</b>	<b>23/6</b>	<b>6-7-13</b>	<b>0-0</b>	<b>0-0</b>	<b>0-0</b>	<b>1</b>	<b>1</b>



**JULIAN ARTHUR** **#45**  
**TE, 6-5, 276** ..... **La Jolla, CA**  
**2 V** ..... **The Bishop's School**

Had no organized football experience before walking on to Cal's team in the fall of 2003 ... originally signed with Cal as a water polo player.

**2007:** For the second straight season appeared in every regular-season game ... recorded his first career start against UCLA ... hauled in his first career reception at Stanford and finished the game with three catches for 25 yards, including a personal-long 11-yard reception ... honored as the team's Most Improved Offensive Player.

**2006:** Played in all 13 games for the Golden Bears, primarily on special teams protection units.

**2005:** Saw his only action in the opener against Sacramento State.

**2003-04:** Redshirted in 2003; did not play in '04.



**BRIAN DE LA PUENTE** **#63**  
**OL, 6-4, 302** ..... **San Clemente, CA**  
**3 V** ..... **San Clemente HS**

Signed as a free agent with the San Francisco 49ers.

**2007:** A stalwart on the offensive line who earned honorable mention All-Pac-10 honors ... started all 13 games at left guard ... earned the team's Bob Tessier Award as its Most Improved Offensive Lineman ... part of a


unit that allowed a league-low 11 sacks ... Cal's offense garnered over 2,000 yards on the ground, including 1,500-yard rusher Justin Forsett.

**2006:** Played in 10 games, including three starts at right guard ... recorded 14.5 knockdown blocks and 8.5 pancakes ... had season-bests of 4.5 knockdowns and 2.5 pancakes in the Washington State outing.

**2005:** Saw spot duty in three games during the course of the season ... earned his biggest chunk of playing time against Stanford.

**2004:** Did not see varsity action.

**2003:** Redshirted after suffering an injury and missing spring drills.



**THOMAS DECOUD** **#4**  
**S, 6-2, 204** ..... **Pinole, CA**  
**4 V** ..... **Pinole Valley HS**

A tall, athletic defensive back that saw action at safety and corner ... also a standout special teams player with six career blocked kicks ... selected in

the third round of the NFL Draft by the Atlanta Falcons after playing in the 2008 Senior Bowl and participating in the NFL Scouting Combine.

**2007:** Honorable mention All-Pac-10 selection ... voted the team's defensive MVP and also earned the Andy Smith Award for seeing the most playing time and the Cort Majors Award as a team captain ... led the team with 116 tackles (fourth in the Pac-10) ... had six double-figure tackle games in 2007 and eight in his career ... paced the Bears with 10 takedowns in the Armed Forces Bowl victory over Air Force ... posted an 11-tackle performance against Stanford ... registered a career-high 16 tackles (13 solo) against Washington ... led the Bears with 12 tackles while forcing a fumble against USC ... registered his first career sack and first career interception in the victory over Arizona - his sack caused a fumble that was recovered for a touchdown.

**2006:** Led the Bears with 27 tackles in the first four games, but then suffered a knee injury, missing two full games (Oregon State and Oregon) as well as much of the Washington State contest ... finished the year with 45 tackles and was selected as the team's Most Improved Player ... led the Bears with 13 tackles (10 solo) at Tennessee, his second career double-figure tackle game.

**2005:** Had blocked punts vs. Sacramento State and Oregon and a blocked field goal against New Mexico State ... recorded a team-leading 10 tackles against NMSU to go with the blocked field goal.

**2004:** Tallied nine tackles while appearing in 10 of Cal's 12 games off the bench ... blocked an extra-point attempt at Southern Miss that was returned for a defensive PAT by Wendell Hunter ... also blocked kicks at Arizona and at Washington ... recovered a fumble vs. Arizona State.

**2003:** Redshirted the season.

## DECOUD'S CAREER STATISTICS

Year	G/GS	UT-AT-TT	TFL	QS	INT	FR	PBU
2004	10/0	6-3-9	0-0	0-0	0-0	1	0
2005	11/0	18-10-28	1-6	0-0	0-0	0	0
2006	11/4	20-25-45	1-1	0-0	0-0	0	3
2007	13/12	71-45-116	3-18	1-12	1-0	1	4
<b>Total</b>	<b>45/16</b>	<b>115-83-198</b>	<b>5-25</b>	<b>1-12</b>	<b>1-0</b>	<b>2</b>	<b>7</b>





**SAM  
DESA** **#86**

**WR, 5-10, 195** ..... Alamo, CA  
**3V** ..... Monte Vista HS

**2007:** Saw action in nine games, including a start in the Armed Forces Bowl against Air Force ... did not record any statistics.

**2006:** Played in nine games, including a start against UCLA ... had a nine-yard reception against Minnesota and added another catch in the Arizona game.


**2005:** Saw action in 10 games ... caught four passes during the season, including a 44-yarder against Sacramento State in the opener.

**2004:** Appeared in five games and made one catch, a three-yard play at Arizona.

**2003:** Redshirted while working on the scout teams.

#### DESA'S CAREER STATISTICS

Year	G/GS	Rec	Yds	Avg	TD	Long
2004	5/0	1	3	3.0	0	3
2005	10/0	4	84	21.0	0	44
2006	9/1	2	9	4.5	0	9
<b>Total</b>	<b>24/1</b>	<b>7</b>	<b>96</b>	<b>13.7</b>	<b>0</b>	<b>44</b>



**JUSTIN  
FORSETT** **#20**

**RB, 5-8, 196** ..... Arlington, TX  
**4V** ..... Grace Prep

Closed his Cal career ranked third in career rushing yards and tied for second in career 100-yard games (15), despite starting just 17 career games ... his 26 career rushing touchdowns are the fourth-best single-season total at Cal ... played in the Senior Bowl and participated in the NFL Scouting Combine before being drafted in the seventh round by the Seattle Seahawks.

**2007:** Led the Pac-10 in touchdowns (15, tied for first in a season at Cal) and ranked second in rushing (118.9 yards per game) ... an All-Pac-10 First Team honoree ... earned multiple team honors including the Bear Backer Award as the team's offensive MVP and the Stub Allison Award (Most Inspirational) ... set the Cal school record with 305 rushing attempts ... ranked second in single-season rushing at Cal ... posted an Armed Forces Bowl-record 140 yards and two touchdowns against Air Force ... tallied 141 rushing yards, including a career-long 58-yard burst, against Washington ... logged a 164-yard performance against USC ... registered 132 yards on a career-best 32 carries against Washington State, capping the evening with a game-clinching 44-yard touchdown run with 2:42 remaining ... tallied 150 yards on 28 carries against Oregon State, which led the nation in rushing defense ... recorded 152 rushing yards with a career-best three touchdowns in the victory over Louisiana Tech ... rushed for 156 yards and a TD against Tennessee ... a Pac-10 All-Academic Second Team selection.

**2006:** Rushed for over 600 yards for the second year in a row ... ran for 124 yards on eight carries (15.5 yards per carry) and a touchdown in the Bears' Holiday Bowl win over Texas A&M ... rushed for 163 yards, including 146 in the second half and 115 in the fourth quarter, to lead the Bears to victory over Oregon ... ran for touchdowns against Portland State, Oregon and Washington ... had a nine-yard touchdown reception against Arizona State for his first career receiving score.

**2005:** Ended the season with 999 rushing yards and an eye-catching 7.6 yards per rush (second in the nation to Heisman winner Reggie Bush ... broke the 100-yard rushing mark four times, including a 235-yard effort at New Mexico State, the fourth-best rushing day in Cal history ... ran for 187 yards in the win over Illinois and 153 (including a season-best 57-yard run) in the UCLA game.

**2004:** Carried the ball seven times for 34 yards and a touchdown in the season opener at Air Force ... recovered a blocked punt in the end zone at Washington for his second touchdown of the season

#### FORSETT'S CAREER RUSHING STATISTICS

Year	G/GS	Att	Yds	Avg	TD	Long
2004	11/0	11	49	4.5	1	13
2005	12/3	132	999	7.6	6	57
2006	13/1	119	626	5.3	4	48
2007	13/13	305	1,546	5.1	15	58
<b>Total</b>	<b>49/17</b>	<b>567</b>	<b>3,220</b>	<b>5.7</b>	<b>26</b>	<b>58</b>

#### FORSETT'S CAREER RECEIVING STATISTICS

Year	G/GS	Rec	Yds	Avg	TD	Long
2004	11/0	0	0	0.0	0	0
2005	12/3	7	68	9.7	0	22
2006	13/1	12	116	9.7	1	25
2007	13/13	22	202	9.2	0	49
<b>Total</b>	<b>49/17</b>	<b>41</b>	<b>386</b>	<b>9.4</b>	<b>1</b>	<b>49</b>



**MIKE  
GIBSON** **#53**

**OL, 6-5, 302** ..... Napa, CA  
**2V** ..... Napa HS/Solano CC

Selected in the sixth round of the NFL Draft by the Philadelphia Eagles ... saw action in the 2008 East-West Shrine Game and participated in the NFL Scouting Combine ... Cal allowed only 24 sacks over the last two years - best in the Pac-10 and third in the nation.

**2007:** Honorable mention All-Pac-10 selection ... collected the team's Ken Cotton Award as its most courageous player ... part of a superb offensive line which allowed just 11 sacks in 2007 (best in the Pac-10, fourth in the nation) ... Cal ran for over 2,000 yards including nine individual 100-yard efforts.

**2006:** An outstanding debut year for the Bears, earning All-Pac-10 Second Team honors after moving into the starting lineup in the fourth game of the year ... played in all 13 games with nine starts ... recorded 30.5 knockdown blocks and a team-best 11 cuts.



**MARK  
GRAY** **#77**

**C, 6-0, 275** ..... San Pedro, CA  
**1V** ..... Loyola HS/El Camino CC

**2007:** Saw action in five games as a reserve offensive lineman.

**2006:** Played in five contests as Cal's backup center ... recorded 3.5 knockdown blocks.



**BRANDON  
HAMPTON** **#3**

**CB, 5-10, 193** ..... Los Angeles, CA  
**4V** ..... Westchester HS

**2007:** Played in all 13 games with 10 starts at cornerback ... ranked sixth on the team with 54 tackles and third with five pass break-ups ... opened the season with a personal-best 11 tackles and a pass breakup against Tennessee ... intercepted a pass against Louisiana Tech and returned it 37 yards, leading to a Cal touchdown ... snared another interception the following week



against Arizona and returned it 25 yards ... also returned four punts (for four yards) and had a 29-yard kick return against Louisiana Tech.

**2006:** Ranked fourth on the team with 63 tackles ... registered a season-best 10 tackles in the win over Oregon State ... snagged an interception on the first play of the Oregon game to set up a quick Cal score as the Bears went on to win big ... collected five tackles and his first career solo sack (for a loss of 11 yards) in the Holiday Bowl win over Texas A&M.

**2005:** Had a season-high five tackles and a half-sack at Stanford ... snagged his first career interception at Oregon and returned it 22 yards.

**2004:** Saw action in eight games as a special-teams performer.

**2003:** Redshirted while working with the scout teams.

#### HAMPTON'S CAREER STATISTICS

Year	G/GS	UT-AT-TT	Loss	Sacks	INT	FF	PBU
2004	8/0	4-1-5	0-0	0-0	0-0	0	0
2005	11/0	9-3-12	0.5-4	0.5-4	1-22	0	1
2006	13/13	30-33-63	2-15	1-11	2-38	0	4
2007	13/10	40-14-54	2-9	0-0	2-62	1	5
<b>Total</b>	<b>45/23</b>	<b>83-51-129</b>	<b>4.5-28</b>	<b>1.5-15</b>	<b>5-122</b>	<b>1</b>	<b>10</b>



#### LAVELLE HAWKINS

#7

**WR, 5-11, 185 ..... Stockton, CA**  
**3V ..... Edison HS/CC San Francisco**

Closed his career ranked 10th all-time in receptions (136) and 11th in receiving touchdowns (12) despite

playing just three seasons after transferring ... was a standout in practices for the 2008 Senior Bowl and finished the game with three catches for a game-high 63 yards, including a 36-yard touchdown catch ... also participated in the NFL Scouting Combine and was selected in the fourth round of the NFL Draft by the Tennessee Titans.


**2007:** An All-Pac-10 Second Team selection ... led the Bears with 72 catches (fourth in the Pac-10 with 5.53/game) and receiving yards with 872 (third in Pac-10 with 67.1 per game) ... earned the team's Dink Artal Award as the player showing special academic commitment and improvement ... recorded three catches for 53 yards including a diving grab in the end zone for a 20-yard touchdown against USC ... matched his career-high with nine catches for 78 yards against Washington State ... monster game against Oregon State with nine catches for 192 yards (sixth-most in school history) including a 64-yard TD reception and a 10-yard scoring grab ... returned the opening kickoff 90 yards for a touchdown in the victory over Louisiana Tech ... paced the Golden Bears with seven catches for 90 yards, including a three-yard TD reception, in the win over Tennessee ... also served as Cal's primary kick returner averaging 22.0 yards per return.

**2006:** An honorable mention All-Pac-10 selection ... ranked second on the team with 46 catches for 705 yards and five touchdowns ... caught touchdowns in the last three games, including a 32-yard TD catch against Stanford ... had four catches for 33 yards and a four-yard TD grab in the Holiday Bowl win over Texas A&M ... caught six passes for 99 yards to lead the Bears against Washington ... was the leading receiver against Oregon State with six receptions for 128 yards and a touchdown ... recorded his first career 100-yard receiving game with nine catches for 125 yards, including a 42-yarder, against Minnesota.

**2005:** Ranked third on the team in receiving with 18 catches for 171 yards ... lone touchdown of the season was the game winner in the final minutes of the come-from-behind win over Washington State ... ended that game with eight catches for 71 yards.

#### HAWKINS' CAREER STATISTICS

Year	G/GS	Rec.	Yds	Avg.	TD	Long
2005	9/3	18	171	9.5	1	33
2006	13/5	46	705	15.3	5	44
2007	13/3	72	872	12.1	6	64
<b>Total</b>	<b>35/11</b>	<b>136</b>	<b>1748</b>	<b>12.9</b>	<b>12</b>	<b>64</b>



#### DESEAN JACKSON

#1

**WR, 5-10, 172 ..... Long Beach, CA**  
**3V ..... Long Beach Poly HS**

Selected in the second round of the NFL Draft by the Philadelphia Eagles ... scored 28 touchdowns in 36 career games ... tallied nine career 100-yard receiving games ... ranks sixth all-time at Cal in receptions, third in receiving yards and third in receiving touchdowns ... had catches in his last 28 consecutive games for the Bears ... for his career recorded 52 plays of 20 or more yards (23.0% of his 226 touches).

**2007:** Earned first-team All-America honors by the American Football Coaches Association and third-team honors from the Associated Press ... an All-Pac-10 Second Team selection at receiver and at punt returner (led league in punt-return average) ... tallied five catches for 84 yards, including a 40-yard TD reception on a difficult twisting catch, in Cal's victory over Air Force in the Armed Forces Bowl ... snagged nine passes for 136 yards and a pair of touchdowns against UCLA ... registered career-bests of 11 catches and 161 yards, including two impressive touchdown grabs, to lead the Bears to a crucial road victory over No. 11 Oregon ... dazzled fans with a career-best 73-yard end-around TD run in the win over Colorado State ... added to his reputation in the season-opener against Tennessee with 143 yards on just six touches (23.8 yards per touch), including a 77-yard punt return touchdown - his sixth career PR TD ... Playboy Magazine Preseason All-American.

**2006:** A first-team All-Pac-10 selection as a wide receiver and as a punt returner ... consensus first-team All-America punt returner ... captured the inaugural Randy Moss Award as the top return man in the nation ... led the nation with 18.2 yards per punt return ... ranked second in the Pac-10 with nine receiving touchdowns ... set school and Pac-10 records for season (4) and career punt return TDs (5) with a 95-yarder against Arizona ... had four 100-yard receiving games ... caught six passes for 131 yards, including a career-long 62-yard TD, while returning a kickoff 26 yards to finish with 285 all-purpose yards against Arizona ... had a 72-yard punt return for a TD against UCLA ... collected seven passes for 127 yards against Stanford ... registered a 65-yard punt return TD and a 36-yard TD catch against Oregon ... returned a punt 80 yards for a touchdown against Arizona State ... caught three touchdown passes against Minnesota as he finished with 114 yards receiving ... led the Bears with five catches for 81 yards in the Holiday Bowl victory over Texas A&M.

**2005:** Led the Bears with 38 catches, 601 yards and seven touchdown receptions ... first career reception (and first collegiate touch of the football) resulted in a 31-yard touchdown vs. Sacramento State in the season opener ... his first collegiate punt return came in the same game and he took it 49 yards for another touchdown ... credited with nine catches for 130 yards and a touchdown against New Mexico State and 10 catches for 128 yards and a TD against UCLA ... in the bowl game against BYU, tallied six catches for 130 yards and two touchdowns with the TD grabs covering 42 and 22 yards ... longest reception of the year was a 56-yard TD grab at Stanford for the first score of the game.

#### JACKSON'S CAREER RECEIVING STATISTICS

Year	G/GS	Rec.	Yards	Avg.	TD	Long
2005	11/10	38	601	15.8	7	56
2006	13/13	59	1,060	18.0	9	62
2007	12/11	65	762	11.7	6	44
<b>Totals</b>	<b>36/34</b>	<b>162</b>	<b>2,423</b>	<b>15.0</b>	<b>22</b>	<b>62</b>

#### JACKSON'S CAREER RETURN STATISTICS

Year	PR	Yds	Avg.	TD	Lng	KR	Yds	Avg.
2005	1	49	49.0	1	49	0	0	0.0
2006	25	455	18.2	4	95	2	38	19.0
2007	12	129	10.8	1	77	0	0	0.0
<b>Totals</b>	<b>38</b>	<b>633</b>	<b>16.7</b>	<b>6</b>	<b>95</b>	<b>2</b>	<b>38</b>	<b>19.0</b>



**ROBERT JORDAN** **#2**  
**WR, 5-11, 171** ..... **Oakland, CA**  
**4V** ..... **Hayward HS**

Ranks seventh at Cal in career receptions (156) and ninth in receiving yards (2,047) and ninth in receiving touchdowns (13) ... owns the Cal record for consecutive games with a reception (42) ... started more games (37) than any other player on the team ... earned team MVP honors at the 2008 Hula Bowl ... signed as a free agent by the San Francisco 49ers.

**2007:** Honorable mention All-Pac-10 selection ... closed the year with career-highs of 47 catches and 689 yards ... recorded 247 receiving yards in his last two career games, including 148 yards on six catches in the Armed Forces Bowl against Air Force ... had an 18-yard touchdown reception and a 52-yard grab to set up a touchdown in the Air Force victory ... tallied four catches for 99 yards, including a 46-yard touchdown reception, against Stanford as he earned Cal's Berkeley Breakfast Club Award for the most outstanding offensive player in the Big Game ... tallied 85 yards on five catches against Arizona State.

**2006:** Honorable mention All-Pac-10 selection ... second on the team with 46 catches (571 yards) and four touchdowns ... snared five passes for 86 yards and two touchdowns (including a season-best 44-yarder) to lead Cal against UCLA ... caught a short Nate Longshore delivery and fought into the end zone against Oregon for his second TD catch of the year ... collected four passes for 43 yards, including a 24-yarder for his first TD of the season, against Minnesota.

**2005:** Missed some time with injury but still finished second on the squad in catches (34), receiving yards (455) and touchdown receptions (4) ... his 58-yard touchdown reception at Washington was the longest pass play of the season for the Bears ... Pac-10 Offensive Player of the Week after catching 11 passes for 192 yards and three touchdowns against the Huskies ... his three first-half TD receptions also tied a school record.

**2004:** Hauled in 29 passes for 332 yards to finish second on the team in catches and third in receiving yards ... redshirt plans ended when a rash of injuries hit the receivers ... in his first appreciable duty, caught five passes for 40 yards at Arizona and then followed up with a seven-catch, 116-yard, one-TD performance vs. Arizona State in his first career start ... grabbed three balls for 53 yards and a score in Big Game vs. Stanford.

#### JORDAN'S CAREER STATISTICS

Year	G/GS	Rec	Yds	Avg	TD	Long
2004	8/5	29	332	11.4	2	29
2005	10/8	34	455	14.2	4	58
2006	13/13	46	571	12.4	4	44
2007	12/11	47	689	14.7	3	52
<b>Total</b>	<b>43/37</b>	<b>156</b>	<b>2,047</b>	<b>13.1</b>	<b>13</b>	<b>58</b>




**ANDREW LARSON** **#11**  
**P, 6-2, 197** ..... **Mission Viejo, CA**  
**2V** ..... **Laguna Hills HS/Saddleback CC**

**2007:** A semifinalist for the Ray Guy Award as one of the top punters in the nation ... averaged 41.1 yards per punt with a net punting mark of 37.6 (third in the Pac-10) ... opponents attempted just 21 returns against Cal - for a total of 113 yards (5.4 yards per return, ninth in the nation) ... had 41 straight punts without a touchback (with nine inside the 10) before one reached the end zone at Washington ... had a career day against Oregon State, setting a school record with an average of 55.8 yards on four punts, including a career-long 73-yarder and a 64-yarder ... punted seven times at Oregon, averaging just 38.1 yards, but placing four inside the 20 (three of those inside the 10).

**2006:** A second team All-Pac-10 selection ... led the Pac-10 and ranked eighth in the nation in net punting (38.3) ... his average yards per punt (42.6) ranked third in the Pac-10 and was the sixth-best in school history ... just 19 of his high-arching punts were returned for 132 yards (6.9 yards per return) ... also had just four touchbacks, while 16 were downed inside the 20 and 16 were fair caught ... big day against Stanford, punting three times for an average of 52.7 yards per punt, including a career-long 72-yarder.

#### LARSON'S CAREER STATISTICS

Year	No	Yds	Avg	Long	TB	FC	I20	Blkd
2006	49	2,087	42.6	72	4	16	16	0
2007	61	2,505	41.1	73	5	9	21	0
<b>Total</b>	<b>110</b>	<b>4,592</b>	<b>41.7</b>	<b>73</b>	<b>9</b>	<b>25</b>	<b>37</b>	<b>0</b>



**MATTHEW MALELE** **#69**  
**DT, 6-1, 312** ..... **Carson, CA**  
**4V** ..... **Carson HS**

**2007:** Managed to play in nine games with seven starts, despite struggling with a bad knee ... posted 16 tackles on the year ... tallied three stops and a half sack at Colorado State ... notched three tackles and a sack against Oregon State.

**2006:** Started all 13 games on the Bear's defensive line ... finished the season with 11 tackles ... registered three tackles, including one for loss against Oregon.

**2005:** A stable force in the defensive front ... earned starts in eight games and ended the season with 13 tackles ... credited with 2.5 tackles for loss, including one each against Arizona and UCLA ... tallied a half-sack against Washington State.

**2004:** Played in 10 of 12 games as current NFLer Lorenzo Alexander's backup.

**2003:** Suffered a shoulder injury in training camp, which sidelined him for the entire season.

#### MALELE'S CAREER STATISTICS

Year	G/GS	UT-AT-TT	Loss	Sacks	INT	FF	PBU
2004	10/0	2-2-4	0-0	0-0	1	0	0
2005	10/8	6-7-13	2.5-8	0.5-2	0	0	0
2006	13/13	4-7-11	0.5-1	0-0	0	0	0
2007	9/7	3-13-16	1.5-6	1.5-6	0	0	0
<b>Total</b>	<b>42/28</b>	<b>15-29-44</b>	<b>4.5-15</b>	<b>2-8</b>	<b>1</b>	<b>0</b>	<b>0</b>



**JUSTIN MOYE** **#16**  
**LB, 6-1, 228** ..... **Modesto, CA**  
**3V** ..... **Central Catholic HS**

**2007:** Saw playing time in all 13 games, including four starts ... tallied 48 stops, including two for a loss, a sack and an interception ... registered 10 tackles while starting the last two games of the season ... returned his only career interception came 27 yards in the fourth quarter to help set up a touchdown at Colorado State ... tallied his first career sack (loss of 15 yards after a grounding call) at Washington ... earned the team's Joe Roth Award as the player best exemplifying courage, attitude and sportsmanship.

**2006:** Earned a starting role against Tennessee, Minnesota and Portland State, while seeing action in all 13 games ... finished the regular season with 23 tackles.

**2005:** Accumulated seven tackles, primarily on special teams, while seeing action in all 12 games.

**2004:** Did not see any varsity action.

**2003:** Redshirted the season.



## MOYE'S CAREER STATISTICS

Year	G/GS	UT-AT-TT	Loss	Sacks	INT	FF	PBU
2005	12/0	5-2-7	0-0	0-0	0-0	0	1
2006	13/3	9-14-23	0.5-1	0-0	0-0	0	0
2007	13/4	26-22-48	2-20	1-15	1-27	0	0
<b>Total</b>	<b>38/7</b>	<b>40-38-78</b>	<b>2.5-21</b>	<b>1-15</b>	<b>1-27</b>	<b>0</b>	<b>1</b>


**TOM SCHNEIDER** **#15**

**PK, 6-1, 194** ..... Walnut Creek, CA  
**3V** ..... Las Lomas HS

Ranks fourth all-time at Cal in career points with 257 ... plans to transfer to Division II, where he will have one year of eligibility remaining (D-I eligibility is completed).

**2007:** Suffered a leg injury in warm-ups prior to the season opener and missed the entire season.

**2006:** Led the Bears in scoring with 97 points, the eighth-most in a season at Cal ... ranked third in the Pac-10 in scoring ... flawless in PATs (52-of-52) and hit 15 of 20 field goals, including 13-for-15 inside 50 yards ... tied the school record for longest field goal with his 55-yarder against Stanford ... also hit 4-of-5 field goal attempts against Stanford (55, 23, 40, 30) to earn Pac-10 Special Teams Player of the Week honors ... connected on three-of-four field goals against Washington (21, 50, 29) ... picked up Pac-10 Special Teams Player of the Week honors after going 5-of-5 on extra points and connecting on both of his field goals (37, 42) against Oregon State.


**2005:** Led Cal in scoring with 77 points ... hit nine of his 16 field-goal attempts and 50 of his 52 extra-point tries ... was 4-for-4 on field-goal tries at UCLA, one shy of the school record for a single game ... connected on three of his seven attempts from beyond 40 yards with one of those misses coming in tough weather from 53 yards at Oregon.

**2004:** A walk-on who earned a scholarship after the season ... hit a Cal season record 56-of-57 extra points ... made 9-of-16 field goals, recording a long of 48 yards vs. Arizona State ... connected on four of his last five tries, including a 42-yard field goal vs. Stanford.

**2003:** Redshirt.

## SCHNEIDER'S CAREER STATISTICS

Year	PAT-A	FG-A	20-29	30-39	40-49	50+	Long	Pts
2004	56-57	9-16	5-5	1-6	3-5	0-0	48	83
2005	50-52	9-16	4-5	2-4	3-5	0-2	49	77
2006	52-52	15-20	5-5	3-3	5-7	2-5	55	97
<b>Totals</b>	<b>158-161</b>	<b>33-52</b>	<b>14-15</b>	<b>6-13</b>	<b>11-17</b>	<b>2-7</b>	<b>55</b>	<b>257</b>


**CRAIG STEVENS** **#19**

**TE, 6-5, 258** ..... San Pedro, CA  
**4V** ..... Peninsula HS

Three-time all-conference selection ... selected in the third round of the NFL Draft by the Tennessee Titans ... was rated as the No. 7 tight end in the

nation by The Sporting News ... did not miss a game in his Cal career, leading the team with 50 straight appearances to finish his career tied for second all-time in games played ... played in the 2008 East-West Shrine Game and participated in the NFL Scouting Combine.

**2007:** Honorable mention All-Pac-10 selection ... earned the team's Schllessinger Coaches Award as the player who demonstrates outstanding athletic ability, academic success and community service ... also earned the Cort Majors Award as the defensive team captain ... caught passes in 10 of the last 11 regular season games ... snared two catches for 33 yards, including a 16-yard TD reception against Washington ... snagged a 21-yard

touchdown pass against UCLA and added a 21-yard catch against Arizona State ... amazing play against Oregon State when he caught a short Kevin Riley delivery and rumbled nearly 10 yards with multiple players on his back for a 23-yard gain ... caught his first touchdown pass of the season against Louisiana Tech, a 17-yarder on third down.

**2006:** A second-team All-Pac-10 selection ... honored with the team's Cort Majors Captain Award ... seven of his catches were on third or fourth down, all for first downs ... caught three passes for 51 yards against USC, including a 25-yard reception ... had two catches for 61 yards against Washington ... caught three passes against Oregon, including his only touchdown of the season, a two-yard grab on the Bears first drive of the game.

**2005:** Selected as Cal's most improved player ... started every game during season and earned All-Pac-10 honorable mention recognition ... finished fifth on the squad with 13 catches covering 165 yards ... had TD receptions against UCLA and the Cardinal.

**2004:** Played in every game, including earning the start against Oregon ... a Pac-10 honorable mention all-academic selection ... caught two passes vs. Oregon in first career start, including a 26-yard TD reception.

**2003:** Redshirted ... named the Scout Team Player of the Year for offense.

## STEVENS' CAREER STATISTICS

Year	G/GS	Rec	Yds	Avg	TD	Long
2004	12/1	4	61	15.2	1	26
2005	12/12	13	165	12.7	2	26
2006	13/7	17	239	14.1	1	29
2007	13/13	17	204	12.0	3	23
<b>Totals</b>	<b>50/33</b>	<b>51</b>	<b>669</b>	<b>13.1</b>	<b>7</b>	<b>29</b>


**GREG VAN HOESEN** **#55**

**LB, 6-4, 233** ..... Saratoga, CA  
**4V** ..... Saratoga HS

**2007:** An intense competitor who saw action in 12 games, including starts in the final two games of the year at middle linebacker ... registered 19 tackles, including 11 in the final two games ... in his first start of the year, against Stanford in the Big Game, recorded a career-best six tackles ... added five takedowns in the Armed Forces Bowl victory over Air Force ... set a big block on a punt coverage that enabled DeSean Jackson to dart 77 yards for a touchdown against Tennessee ... a second-team Pac-10 All-Academic selection for the second straight year ... also earned the team's Senior Lifter of the Year honor and collected the Pappy Waldorf Coaches Award.

**2006:** Second-team Pac-10 All-Academic selection ... the mobile backer saw action in all 13 games ... ended the regular season with 23 tackles, including nine solos ... collected four tackles against UCLA ... against Oregon State registered three tackles and a sack.

**2005:** Turned in a solid sophomore season, seeing action in 10 games ... was in the starting lineup against Sacramento State, Washington and Oregon ... ended the season with 16 tackles ... returned an interception 16 yards for a touchdown against Washington State.

**2004:** Tallied six tackles, a broken up pass (at Oregon State) and a blocked punt (at Washington) that led to a touchdown.

**2003:** Redshirted while working with the scout teams ... earned freshman lifter of the year.

## VAN HOESEN'S CAREER STATISTICS

Year	G/GS	UT-AT-TT	Loss	Sacks	INT	FR	PBU
2004	8/0	1-2-3	1-0	0-0	0-0	0	1
2005	10/3	13-3-16	3-4	0-0	1-16	0	0
2006	13/0	9-14-23	0.5-0	0.5-0	0-0	0	0
2007	12/2	6-13-19	0-0	0-0	0-0	0	0
<b>Total</b>	<b>43/5</b>	<b>29-32-61</b>	<b>4.5-4</b>	<b>0.5-0</b>	<b>1-16</b>	<b>0</b>	<b>1</b>